

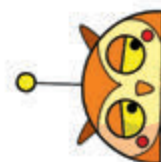

# 1

Pupil's Book

Jenny Dooley  
Bob Obee



**Express Publishing**



# wonder

# CONTENTS

	Vocabulary	Structures
<b>Let's start!</b> (pp. 4-5)	<b>Numbers</b> (1-10)	<i>Hello, I'm ... This is ... What's your name? How old are you?</i>
<b>1 Colours</b> (pp. 6-17)	<b>Colours</b> (blue, green, indigo, orange, purple, red, violet, yellow) <b>School</b> (book, desk, pen, pencil, pencil case, rubber, ruler, schoolbag) <b>Commands</b> (close your book, open your schoolbag, point to the door, put up your hand, sit down, stand up, take out your book)	<i>What's your favourite colour? What colour is your schoolbag? Is it a pen? No, it isn't. Red and yellow make orange!</i>
<b>2 Shapes all around!</b> (pp. 18-29)	<b>Shapes</b> (circle, diamond, oval, rectangle, square, triangle) <b>Numbers</b> (11-20) <b>Adjectives</b> (big, long, short, small)	<i>What's this? It's a triangle! How many squares are there? There's one big circle. I've got three sides.</i>
<b>Wonder Tales 1 (pp. 30-31) The Birds and Their Colours (Value: Always be polite!)</b>		
<b>3 Growing up</b> (pp. 32-43)	<b>Family</b> (aunt, brother, cousin, dad, grandma, grandpa, mum, sister, uncle) <b>Action verbs</b> (climb, cry, crawl, dance, draw, drink milk, fly, jump, run, sing, skip, swim, talk)	<i>Who's this? My dad. What's his name? I can run. Cody's mum can climb. Can you crawl?</i>
<b>4 Toys</b> (pp. 44-55)	<b>Toys</b> (ball, car, doll, robot, scooter, teddy bear, train, toy bricks) <b>Adjectives</b> (big, hard, small, soft) <b>Home</b> (bathroom, bedroom, garden, hall, kitchen, living room) <b>Materials</b> (fabric, metal, plastic, wood)	<i>The teddy bear is soft. What have I got? Where is Cody? He's in the kitchen. There are toy bricks on my desk. It's made of wood. This scooter is big.</i>
<b>A World of Wonder 1 (Modules 1-4) (pp. 56-57)</b>		
<b>5 Fruit and Vegetables</b> (pp. 58-69)	<b>Food</b> (apples, bananas, broccoli, cake, carrots, cheese, chicken, chocolate, ice cream, juice, milk, onions, oranges, pears, pineapples, potatoes, tomatoes, water)	<i>I like apples. Do you like juice? Yes, I do. What about you? Are there any bananas? A pineapple is a fruit. It grows on a plant.</i>
<b>6 Places around</b> (pp. 70-81)	<b>My Neighbourhood</b> (funfair, park, pet shop, sweet shop, toy shop, zoo) <b>Activities</b> (go swimming, play computer games, play football, play hide-and-seek, play the guitar, ride my bike, watch TV) <b>Days of the week</b>	<i>Let's go to the park. Oh, yes! Great idea! It's Monday. I ride my bike. Do you go swimming on Fridays?</i>
<b>Wonder Tales 2 (pp. 82-83) The Ant and the Cricket (Value: Always work hard!)</b>		
<b>7 Wild Animals</b> (pp. 84-95)	<b>Body</b> (body, ears, eyes, head, legs, mouth, nose, tail, teeth, whiskers) <b>Animals</b> (cat, dog, elephant, fish, hippo, lion, monkey, mouse, panda, parrot, tiger, zebra)	<i>It's got yellow ears. Elephants have got a big body. Has it got whiskers?</i>
<b>8 Weather</b> (pp. 96-107)	<b>Weather</b> (It's cold, It's hot, It's rainy, It's snowy, It's sunny, It's windy) <b>Clothes</b> (boots, dress, gloves, hat, jacket, jeans, shoes, shorts, skirt, T-shirt)	<i>What's the weather like? It's cold. I'm wearing my shoes today! He's wearing a T-shirt. Bears sleep in a cave.</i>
<b>A World of Wonder 2 (Modules 5-8) (pp. 108-109)</b>		
<b>Happy Holidays!</b> (pp. 110-112)		





Thinking Skills	Project	CLIL	Sounds and Words (Phonics)
Applying world knowledge Interpreting visual information Logical-mathematical thinking Organising and selecting ideas	My Rainbow World <b>(Art)</b>	Cool and Warm colours <b>(Art)</b>	<ul style="list-style-type: none"> <li>e, r, d, p, n</li> <li>red, pen</li> <li><b>Sight Words:</b> it, is, a, and, isn't</li> </ul>
Identifying/Interpreting visual information Organising and selecting ideas Logical-mathematical thinking	My Shape Art <b>(Art)</b>	Patterns Calculating (multiplying and dividing) <b>(Maths)</b>	<ul style="list-style-type: none"> <li>i, b, s, g, x</li> <li>big, six</li> <li><b>Sight Words:</b> there, small, is, and, a, it</li> </ul>
Recalling information Interpreting visual information Applying world knowledge Interpreting visual information	I'm Growing Up <b>(Social Science)</b>	How we change as we get older <b>(Science)</b>	<ul style="list-style-type: none"> <li>a, h, t, m, u</li> <li>hat, mum, dad</li> <li><b>Sight Words:</b> I, my, you, and, can't, are</li> </ul>
Applying world knowledge Paying attention to visual details Organising and selecting ideas	My Toy Design <b>(Design And Technology)</b>	Things that can/can't float <b>(Science)</b>	<ul style="list-style-type: none"> <li>o, c, f, w</li> <li>box, cat, fun, wet</li> <li><b>Sight Words:</b> he, she, where, got, the, in</li> </ul>
Interpreting and recalling information Applying world knowledge Organising and selecting ideas	My 5 A Day poster <b>(Science)</b>	How to look after our teeth <b>(Science)</b>	<ul style="list-style-type: none"> <li>j, l, v, y</li> <li>jam, leg, van, yo-yo</li> <li><b>Sight Words:</b> we, what, do, some, any, here</li> </ul>
Recalling information Organising and selecting ideas Applying world knowledge Paying attention to visual details	My Neighbourhood <b>(Geography)</b>	Means of transport: in the air, on land and on water Getting around <b>(Geography)</b>	<ul style="list-style-type: none"> <li>k, q, z</li> <li>quilt, koala, zip</li> <li><b>Sight Words:</b> find, come, help, go, who, with</li> </ul>
Mathematical thinking Organising and selecting ideas Applying world knowledge	My Favourite Wild Animal! <b>(Science)</b>	Animal habitats Products from animals <b>(Science)</b>	<ul style="list-style-type: none"> <li>Revision of letters and sounds</li> <li><b>Sight Words:</b> like, make, look, play, go, too</li> </ul>
Recalling information Organising and selecting ideas	My Weather Report <b>(Geography)</b>	Animals that hibernate <b>(Science)</b>	<ul style="list-style-type: none"> <li>The English Alphabet</li> </ul>



: Project/Poster presentation



: Internet research



: Formative evaluation


# Let's start!





**1**   Listen and repeat. Then talk with your friends.



**2**   Listen and point. Then sing the *Numbers* song!




**3**    Play the *How old are you?* game!

# 1 Colours





- 1**  Look at the rainbow. How many colours can you see? How many colours can you name?

- 2**  Circle.

A  rainbow comes **before** / **after** the  rain.

- 3**  **The colours of the rainbow!** Listen, point and repeat.



- 4**  Talk with your friend.




-  Sing the *Rainbow* song!

5



Let's listen!

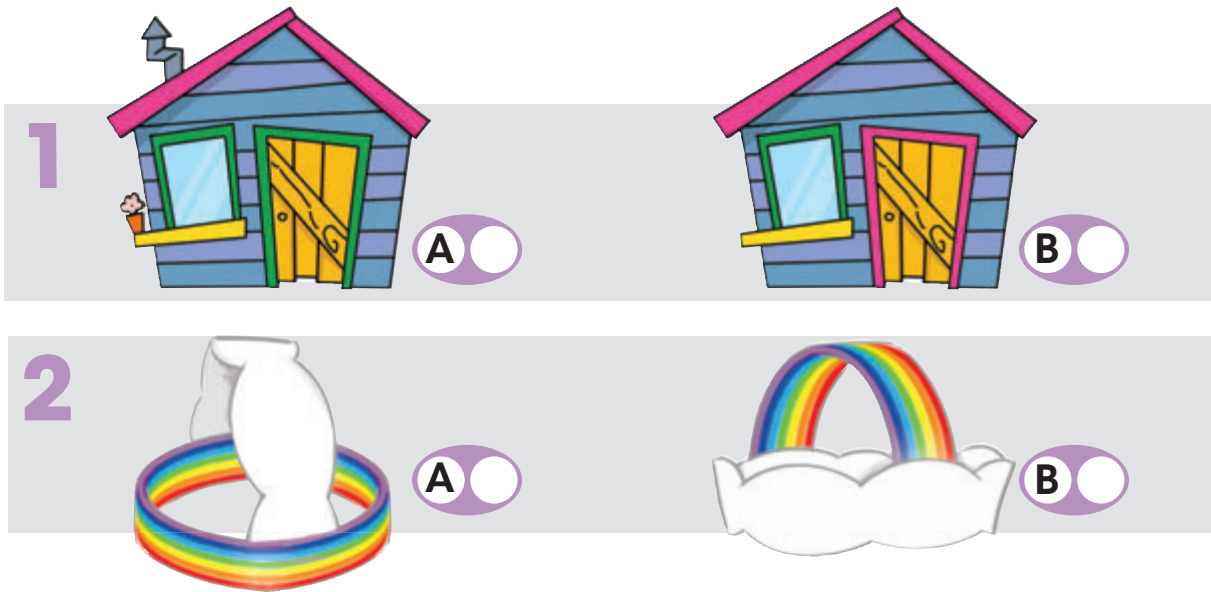
# The Rainbow










6  Think Tick (✓).



**CRAFTWORK**

7    Make a rainbow hat.  
Play the *Rainbow* game.

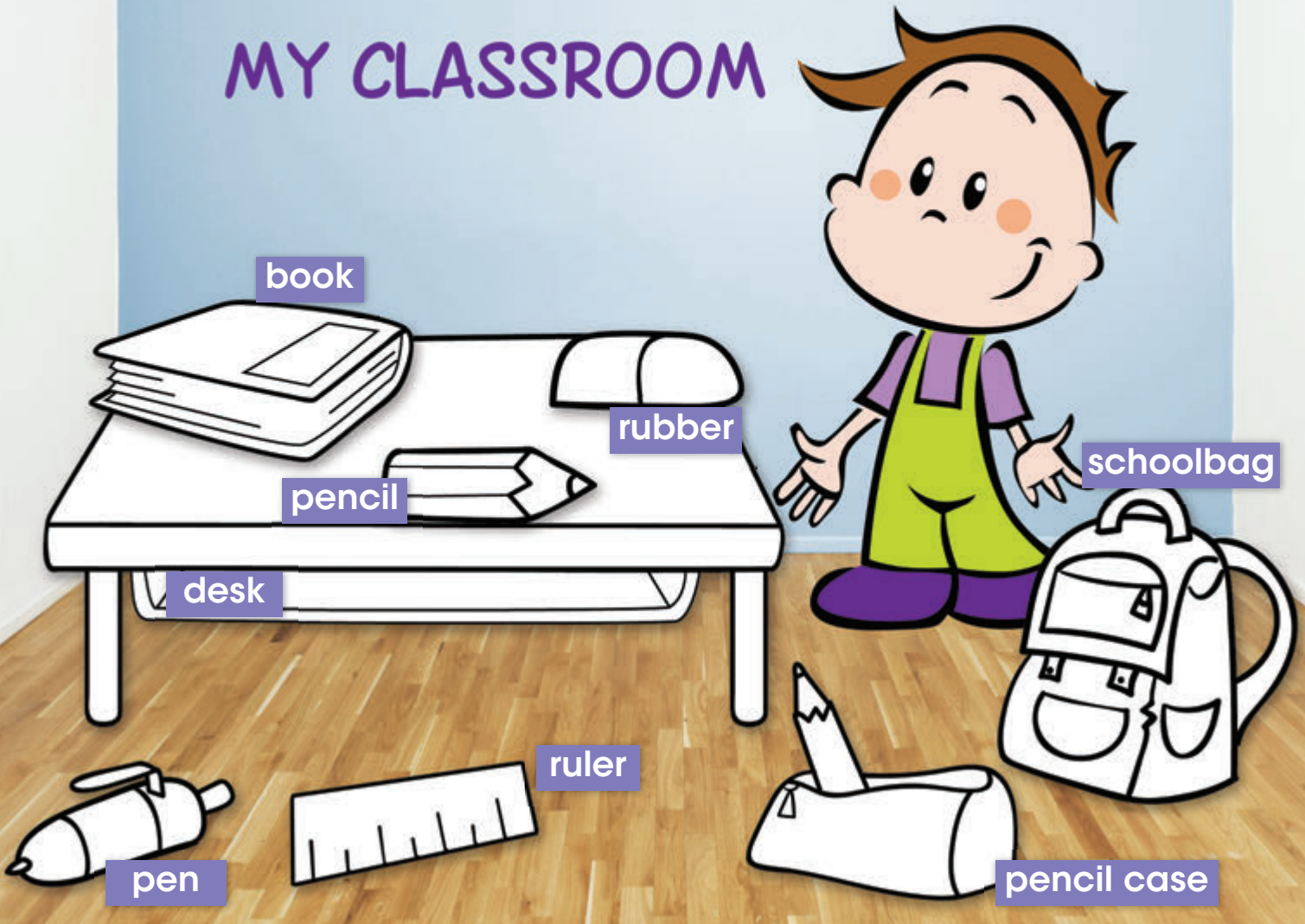


8



Listen, point and repeat. Then colour.

## MY CLASSROOM



9



Talk with your friend.

What colour  
is your  
schoolbag?






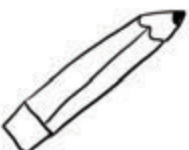




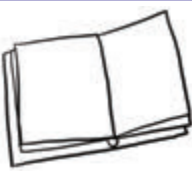



10

What colour is your ...? It's ...!



What's next? Talk with your friend and draw.

1					
2					
3					

11  Listen and number.

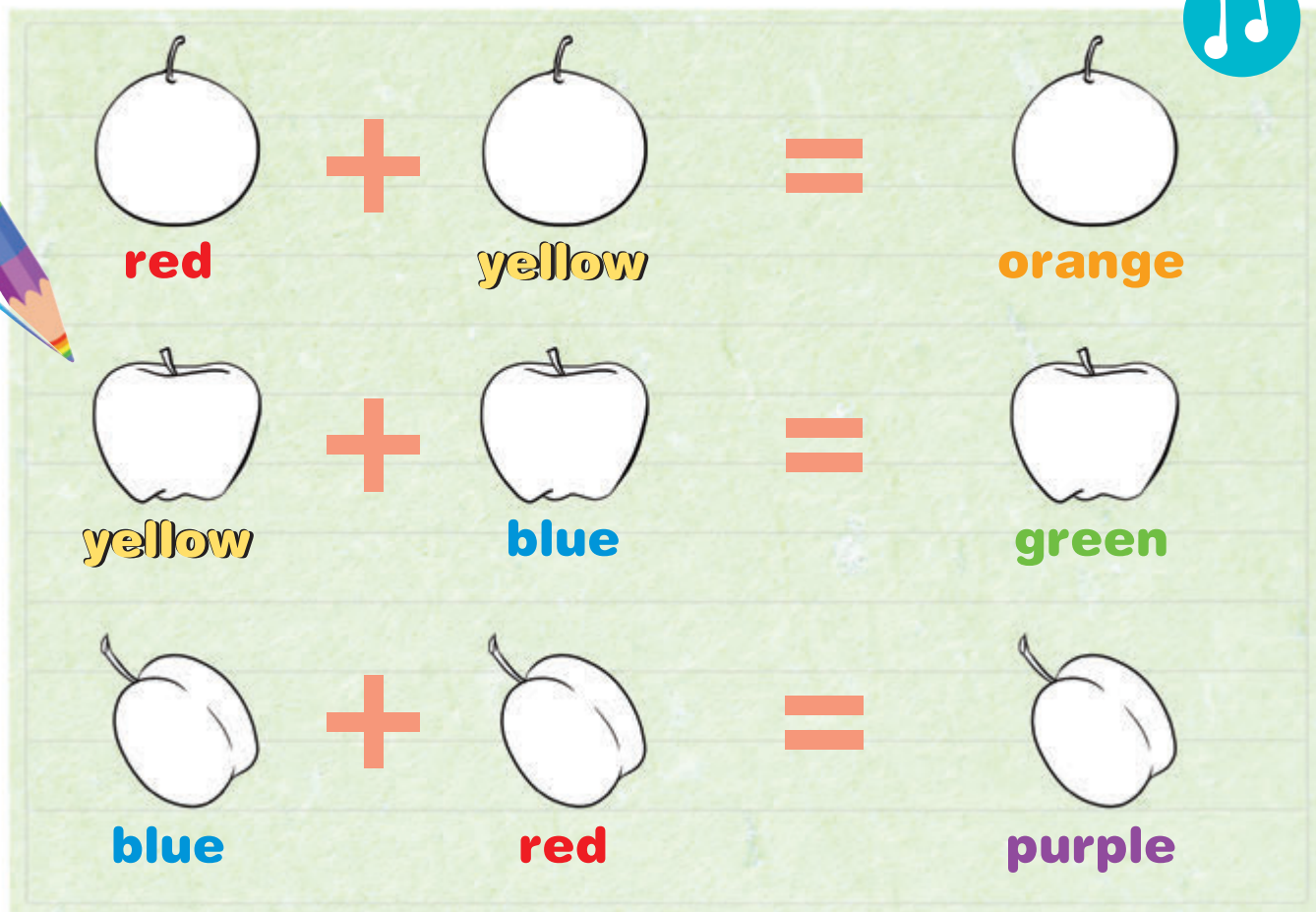


Game  Play the *Classroom* game.

12



Colour. Then sing the *Get ready to mix* song!



Make a  Magic Colour Wheel!

13



Let's play!

Red and yellow

make orange!



# My Rainbow World

by Ann

**14** Look at Ann's project and colour.

**15**  **Think** Tell the class.

- What's your favourite colour?
- What colours can you see in the classroom?
- What colours can you see outside the classroom?

**16**  **SHOW and Tell** Make your own *My Rainbow World* project. Present it to the class.




# CLIL ART

- 1 Which colours are **cool**? Which colours are **warm**? Draw a line.  
Point and say.


COOL



WARM



- 2 Colour. Use **warm** colours.





# CRAFTWORK



3 Make a **cool** and **warm** hand collage.





1  Listen. Look. Say.



2  Listen and circle.

1 r p e

2 d n e

3 p n d

4 e r p

5 n d r

3  Listen. Say the sounds together.



r e d - red



p e n - pen



4  <sup>Think</sup> Is it **red**? Colour.




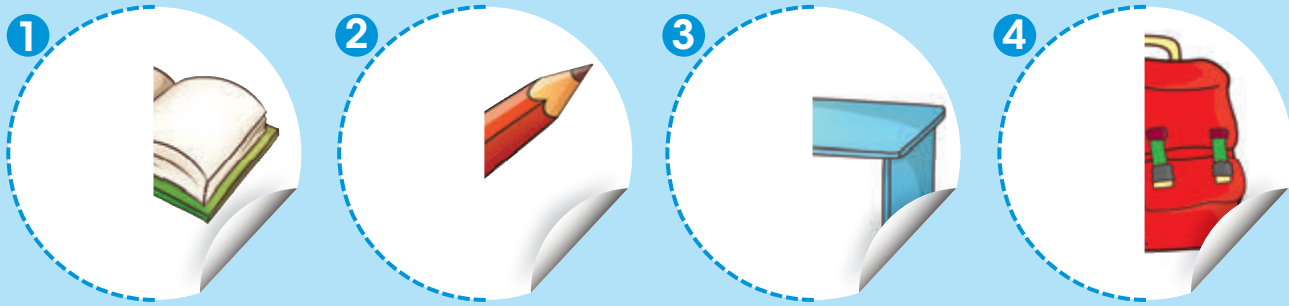
5  Listen. Say. Remember.

**Sight Words:** it | is | a | and | isn't

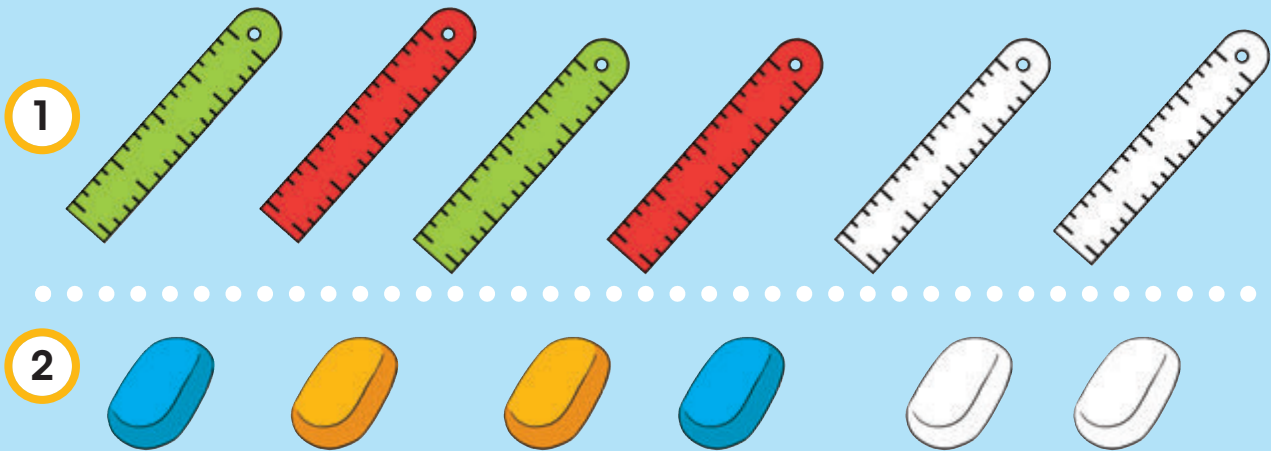
i Wonder 1  
**EXTRA  
RESOURCES**




**1**  **Think** Point and say. Then find the **STICKERS!**



**2** What's next? Colour.



**3**  **Listen and colour.**



**My Progress Report**

**Colour.**

