

Smiles 3

Pupil's Book

Jenny Dooley – Virginia Evans



Express Publishing

CONTENTS

Vocabulary

Grammar

MODULE 1	Starter Unit (pp. 4-7)	<ul style="list-style-type: none"> black, blue, green, orange, pink, red, white, yellow numbers 1-10 	<ul style="list-style-type: none"> Hello. I'm John. What's your name? Ten minus three is seven.
	1 School again (pp. 8-13)	<ul style="list-style-type: none"> book, pen, pencil, pencil case, schoolbag a blue desk, a green notebook, a pink rubber, a red sharpener, a yellow ruler 	<ul style="list-style-type: none"> a – an the verb 'to be' (singular)
	2 Come and play! (pp. 14-19)	<ul style="list-style-type: none"> ball, bike, car, computer, doll, music box, radio, robot, rocking horse, tea set, toys, train, TV 	<ul style="list-style-type: none"> possessive case plurals (-s) this/these – that/those
Storytime!: The Rainbow (Value: Work together and make the world a better place!) (pp. 20-21)			
MODULE 2	3 Fun time (pp. 24-29)	<ul style="list-style-type: none"> numbers 11-20 brother, dad, grandma, grandpa, mum, sister 	<ul style="list-style-type: none"> the verb 'to be' (plural) possessive adjectives
	4 A nice bed (pp. 30-35)	<ul style="list-style-type: none"> armchair, bath, bed, bookcase, box, chair, clock, sofa bathroom, bedroom, garden, kitchen, living room 	<ul style="list-style-type: none"> plurals (-es) there is – there are prepositions of place
Storytime!: Twinklinka (Value: Be kind to everyone!) (pp. 36-37)			
MODULE 3	5 I can ... (pp. 40-45)	<ul style="list-style-type: none"> climb, cook, dance, draw, fly, hear, jump, play football, play the guitar, read, ride a horse, run, see, sing, swim 	<ul style="list-style-type: none"> the verb 'can' irregular plurals
	6 It's a monster! (pp. 46-51)	<ul style="list-style-type: none"> ears, eyes, hair, hands, head, legs, mouth, nose chicken, cow, duck, frog, goat, rabbit 	<ul style="list-style-type: none"> the verb 'have got'
Storytime!: The Monster on the Hill (Value: Good friends come in all shapes and sizes!) (pp. 52-53)			
MODULE 4	7 It's snowing! (pp. 56-61)	<ul style="list-style-type: none"> make a snowman, walk It's cold., It's hot., It's raining., It's snowing., It's sunny., It's windy. boots, cap, coat, dress, jacket, shoes, shorts, skirt, trousers, T-shirt 	<ul style="list-style-type: none"> present continuous (affirmative)
	8 Flying kites (pp. 62-67)	<ul style="list-style-type: none"> autumn, spring, summer, winter drink milk, eat an ice cream, fly a kite, fish, go to school, listen to music, pick flowers, ride a bike, sleep, tidy my room, watch TV 	<ul style="list-style-type: none"> present continuous (all forms)
Storytime!: Pennies from the Sky (Value: Always help people in need!) (pp. 68-69)			
MODULE 5	9 Time to eat! (pp. 72-77)	<ul style="list-style-type: none"> biscuit, burger, carrot, chicken, chips, chocolate, egg, hot dog, orange juice, onion, pasta, pizza, popcorn, potato, rice, sausage 	<ul style="list-style-type: none"> Present simple (like) a – an – some – any
	10 Every day (pp. 78-83)	<ul style="list-style-type: none"> eight o'clock, breakfast, lunch, dinner get up, have a shower, brush my teeth, do my homework days of the week 	<ul style="list-style-type: none"> Present simple
Storytime!: The Lazy Girl (Value: Don't let others do the work for you!) (pp. 84-85)			



My Green Passport-Talking Point (Module 1) (pp. 88-89) **My Green Passport-Show and Tell (Module 4) (pp. 94-95)**
My Green Passport-Show and Tell (Module 2) (pp. 90-91) **My Green Passport-Talking Point (Module 5) (pp. 96-97)**
My Green Passport-Talking Point (Module 3) (pp. 92-93)

KEY TO SYMBOLS


: Pairwork

: Groupwork

: Cross-curricular links

Phonics/ Sounds Spot!	Project	Culture	Cross-Curricular Links/ Time for CLIL
—	—	—	—
• a bag, hat, rat	• My school things • All about me 	• Children from the UK, Poland and Mexico	—
• e elephant, bed, desk	• My toys	—	• Everyday expressions (Social Science)
Checkpoint 1 (pp. 22-23)			
• th these, three, birthday	• My family • ICT CLUB: My favourite cartoon family	• Cartoon families	—
• oo kangaroo, pool, room	• My house	—	• Living and Non-living things (Science)
Checkpoint 2 (pp. 38-39)			
• ee see, bee, tree	• What I can/can't do • ICT CLUB: A famous athlete in my country 	• Famous people from the UK, Jamaica and Serbia	—
• o dog, long, body	• I'm on a farm • ICT CLUB: How Many Legs? (project)	—	• How many legs? (Science)
Checkpoint 3 (pp. 54-55)			
• -ing dancing, singing, jumping	• I'm wearing ... • Describe a picture 	• Weather in the UK, Russia and Argentina	—
• s – sh sea, sheep, fish	• An entry in my diary • ICT CLUB: A Tree for All Seasons (project)	—	• A Tree for All Seasons! (Science)
Checkpoint 4 (pp. 70-71)			
• c carrot, cake, celery	• a note • a traditional dish in my country 	• Traditional food from the USA, Egypt and China	—
• s gets up, drinks, plays	• My favourite day • ICT CLUB: Daytime and night-time animals (project)	—	• Daytime and night-time animals (Science)
Checkpoint 5 (pp. 86-87)			

Happy Halloween! (pp. 98-99)
Happy New Year! (pp. 100-101)
Happy Easter! (pp. 102-103)

The International Ice Festival (pp. 104-105) 
Wet Monday (pp. 106-107) 
Glossary (pp. 108-112)

THINK! : Thinking skills

 : Display

VALUES! : Values

 : Internet research



Starter Unit

1  Listen and read.

Hello! I'm Liam.
What's your name?

Hello.
I'm Nanny Rose.



Hi! My name's
Lilly and this is
my pet, Charlie.

2 Talk with your friend.

Hello. I'm John.
What's your
name?

Hi. My name's
Lucy.

Lucy? How do
you spell it?

L-U-C-Y

1  Listen, point and repeat.



red



blue



green



yellow



black



white






orange







pink




2  Complete in your notebook. Then sing!







1)   and 2)  .

3)   and 4)  .

Pretty colours for me and you!

5)   and 6)  .

7)   and 8)  .


Pretty colours for you to see!






3  Listen, point and repeat.



4  Do the sums in your notebook.
Then use the code and say the colours.



5  Let's play!



Ten minus three is seven.
Seven is ...

1 School again



1 Listen and read. Then take roles and act out the story.



2 **THINK!** Which picture? Read the story and write the numbers in your notebook.

1 Bye, Liam!

picture

3 Hello, I'm Daisy.

picture

2 This is Lilly.

picture

4 It's a schoolbag!

picture



pencil case



pen



pencil



book



schoolbag



3 Write **a** or **an** in your notebook. Then talk with your friend.

1

apple



2

elephant



3

schoolbag



4

pencil case



5

pen



6

umbrella



GRAMMAR



a pen

an elephant



an + a, e, i, o, u

What's this?

It's **a** schoolbag.

It's **an** elephant.

What's = What **is**

It's = It **is**

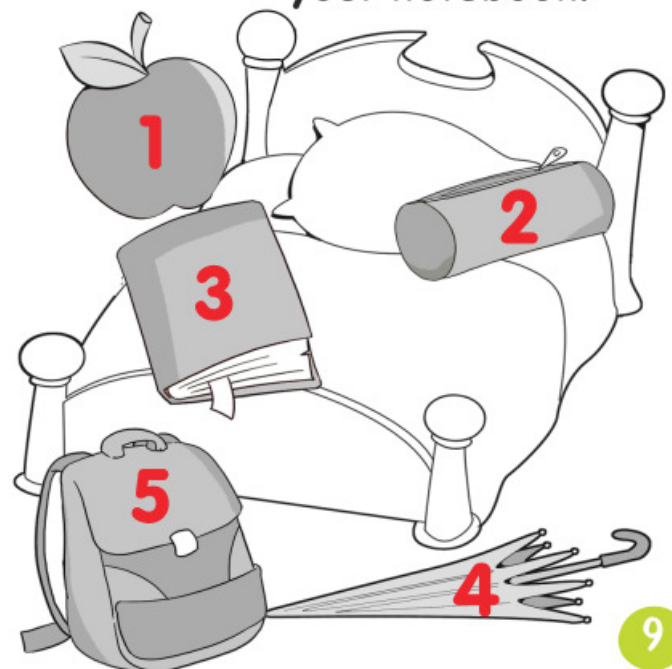
5 Listen and write the colours in your notebook.

4 Choose and write in your notebook. Then sing!



1) **A / An** book, 2) **a / an** pencil, 3) **a / an** pen:
Put them in my bag today!
I'm ready for school, hurray, hurray!

4) **A / An** egg, 5) **a / an** apple, 6) **a / an** orange:
Put them in my bag today!
I'm ready for school, hurray, hurray!





a blue desk

Ready for school

- 1 Listen and read. Then point and say the colours.



Hello, everyone! My name's Liam. This is my schoolbag. It's blue and green. This is my notebook. It's red. And look! This is my ruler. It's red, too. Red is my favourite colour. Now, I'm ready for school!



Sounds Spot!

- 2 Listen, point and repeat.



bag



hat



rat

- 3 Copy and complete in your notebook. Then listen and repeat.



A r t with a h t in a b g!



a green notebook



a yellow ruler



a red sharpener



a pink rubber



4 Read and choose the right word. Write in your notebook.

- 1 I **am**/is Tina.
- 2 It **is**/are a sharpener.
- 3 You **is**/are a boy.
- 4 He **is**/are Mike.
- 5 She **is**/are a girl.
- 6 It **is**/are a desk.

GRAMMAR

I **am** Tom.
 You **are** my friend.
 He **is** Liam.
 She **is** Lilly.
 It **is** a ruler.

Is it a pen?
 Yes, **it is**. /
 No, **it isn't**.


I am = I'm

He is = He's

5 Complete the sentences in your notebook. Then match.



A



B



C



D

1 I am Kelly.

2 It ? a notebook.

3 He ? Bill.

4 You ? Nanny Rose.

6 Complete the questions in your notebook. Then answer them.



1

Is he ten?

No, he isn't.



2

? she Lilly?

?



3

? it a ruler?

?



4

? he Liam?

?



Talk with your friends. Then write about your school things in your notebook.



Hello, everyone!

My name is ...

This is my ...





1 Let's sing!

1 One, 2 two, 3 three, 4 four,
Time to go to school once more!

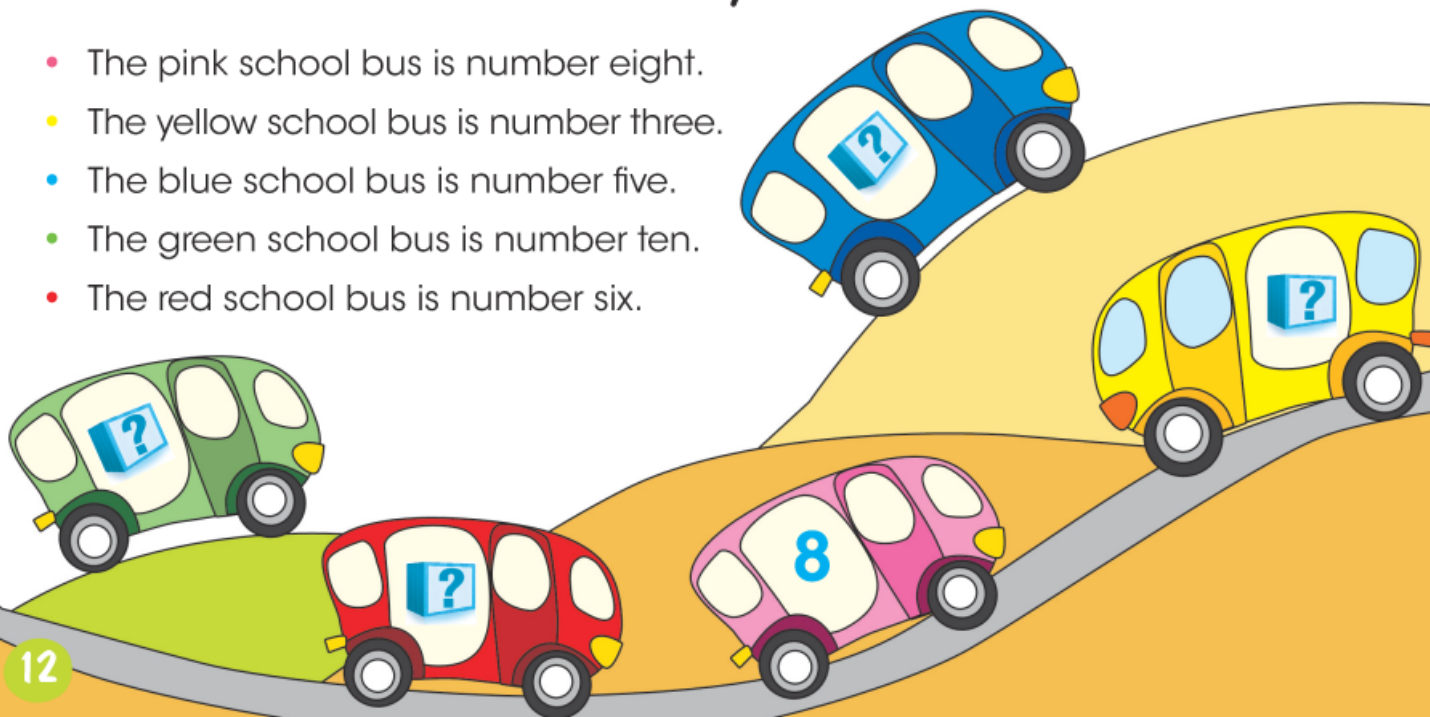
5 Five, 6 six, 7 seven, 8 eight,
Get your schoolbag, don't be late!

9 Nine, 10 ten, get your pen.
Come with me, it's school again!



2 Read and write the numbers in your notebook.

- The pink school bus is number eight.
- The yellow school bus is number three.
- The blue school bus is number five.
- The green school bus is number ten.
- The red school bus is number six.





3 Listen and read.

Hello, I'm Andrew.
I'm eight years old.
I'm from England.
My flag is red,
white and blue.



Hello, my name
is Ania. I'm ten years
old. I'm from Poland.
My flag is white
and red.



Hi! I'm Carlos. I'm
nine years old. I'm
from Mexico. My
flag is green, white
and red.



4 Read and complete in your notebook.

1 Andrew is from England.

2 His flag is red, and blue.

3 Ania is years old.

4 Her flag is white and .

5 Carlos is from .

6 His flag is , white and red.

5 Over to you: Write a short text about yourself (name, age, country, flag). Make a project. Present it to the class.



Come and play!



1 Listen and read. Then take roles and act out the story.

1 Look at all the toys, Nanny!

2 What's this?
It's my tea set.

3 Look! This is Liam's elephant and this is my rocking horse.

4 Whose is this car?
It's my car, Nanny. Watch this!

5 Oh, no!

6 Try again now, Liam!
Wow! Thank you, Nanny.

2 **THINK!** Read the story and complete the sentences in your notebook.

1 The te **?** is Lilly's.

3 The tr **?** is Lilly's.

2 The el **?** is Liam's.

4 The c **?** is Liam's.



tea set

ball

car

train

rocking horse

bike



3 Talk with your friend.



① bike
Lilly



② rocking horse
Lilly



③ elephant
Liam



④ car
Jake



⑤ tea set
Daisy



⑥ ball
Liam

Whose is this bike?



It's Lilly's.


GRAMMAR

Whose is this car?
It's Liam's.





car - cars

4 Write in your notebook. Then listen and choose.



5 Let's play!



A: Three balls.

B: Picture A.



My lovely toys

1 Read and write in your notebook. Then listen and check.

Hi! I'm Lilly and these are all my lovely toys! This is my new 1)



radio

. It's blue and white. This is my new 2)



It's very cool. That's my 3)



That's my 4)



This is my 5)



, Annie.

Annie is my favourite toy!



Sounds Spot!

2 Listen, point and repeat.



elephant



bed



desk

3 Copy and complete in your notebook. Then listen and repeat.



Ben is on the b d and
Ted is on the d sk!



doll



computer



radio



TV




music box



robot



GRAMMAR



4 Look and say. Then write **This**, **That**, **These** or **Those** in your notebook.

1 That is Bill's
computer.



3 ? are
Sue's robots.






2 ? is
John's TV.




4 ? are
Pat's dolls.



5  Listen and number in your notebook.



Talk with your friends.
Then write about your toys
in your notebook.



Hi! I'm ... and
these are all my
lovely toys.
This is my ...





1 Let's sing!


These are all my lovely toys,
Come and play!
These are all my lovely toys,
Come and play!
A music box, a rocking horse,
An elephant and a ball, of course!
These are all my lovely toys!



2 What colour are they? Read, point and say the colours.



I'm
Ben! These are
all my lovely toys:
a red elephant, a
blue bike, a yellow ball
and a red and green
rocking horse, of
course!



Happy Chat

Time for CLiL
Social Science



3 THINK! Look, read and choose. Write **a** or **b** in your notebook.

1

a Excuse me!
b Sorry!



2

a Excuse me!
b Sorry!



3

a Please!
b Thanks!



4

Hi, Becky.

a Good morning,
Mrs Baker!
b Hi!



5

a Goodbye, Mike!
b Hello, Mike!

Hi, Sam!



6

ICE CREAM



a An ice cream, please!
b An ice cream, thanks!



paint



paintbrush



grass



river



bird



rainbow

The Rainbow

A story from America



1 Listen and read.
Act out the story.





2 Read the story and complete in your notebook.

1 Where are my



paints ?

2 Green



? ! How pretty!

3 A blue



? ! How pretty!

4 What a pretty



? !

5 Well done, little



? !



Work **together**
and make
the world a
better place!