

# Smiles

## Pupil's Book

Jenny Dooley – Virginia Evans



**Express Publishing**



# Contents

## Starter Unit (pp. 4-7)

### In this module you will...

	learn, read and talk about...	learn how to...	practise...	write...
<b>Module 1</b> (pp. 8-19)	<b>Unit 1</b> school items, people and countries	<ul style="list-style-type: none"> <li>identify school items</li> <li>talk about toys</li> <li>say whose things are</li> </ul>	<ul style="list-style-type: none"> <li>a - an</li> <li>the verb 'to be'</li> <li>possessive case</li> <li>plurals (-s)</li> <li>this/that - these/those</li> </ul>	<ul style="list-style-type: none"> <li>about your school things</li> <li>about your toys</li> </ul>
	<b>Unit 2</b> toys, personal belongings, everyday expressions			

## Storytime! (pp. 20-21) Checkpoint 1 (pp. 22-23)

### In this module you will...

	learn, read and talk about...	learn how to...	practise...	write...
<b>Module 2</b> (pp. 24-35)	<b>Unit 3</b> numbers (11-20), family members, cartoon families	<ul style="list-style-type: none"> <li>count up to 20</li> <li>say how old you are</li> <li>talk about your family</li> <li>say what there is in a room</li> </ul>	<ul style="list-style-type: none"> <li>the verb 'to be'</li> <li>possessive adjectives</li> <li>there is/there are</li> <li>plurals (-es)</li> <li>prepositions of place</li> </ul>	<ul style="list-style-type: none"> <li>about your family</li> <li>about your house</li> </ul>
	<b>Unit 4</b> rooms, things in a house, living and non-living things	<ul style="list-style-type: none"> <li>talk about your house</li> <li>say where people and things are</li> </ul>		

## Storytime! (pp. 36-37) Checkpoint 2 (pp. 38-39)

### In this module you will...

	learn, read and talk about...	learn how to...	practise...	write...
<b>Module 3</b> (pp. 40-51)	<b>Unit 5</b> activities, famous people	<ul style="list-style-type: none"> <li>talk about abilities</li> <li>say what you've got</li> <li>identify parts of the body</li> </ul>	<ul style="list-style-type: none"> <li>the verb 'can'</li> <li>plurals (irregular)</li> <li>the verb 'have got'</li> </ul>	<ul style="list-style-type: none"> <li>about what you can/can't do</li> <li>about a farm</li> </ul>
	<b>Unit 6</b> animals, parts of the body, animals and how many legs they've got	<ul style="list-style-type: none"> <li>describe your appearance</li> </ul>		

## Storytime! (pp. 52-53) Checkpoint 3 (pp. 54-55)



### In this module you will...

#### Module 4 (pp. 56-67)

#### learn, read and talk about...

##### Unit 7

weather, clothes, weather in different places

##### Unit 8

seasons, actions, an apple tree around the year

#### learn how to...

- describe the weather
- talk about clothes
- say what is happening

#### practise...

- present continuous

#### write...

- about what you are wearing
- an entry in your diary

**Storytime!** (pp. 68-69)

**Checkpoint 4** (pp. 70-71)

### In this module you will...

#### Module 5 (pp. 72-83)

#### learn, read and talk about...

##### Unit 9

food, food from different countries

##### Unit 10

daily routine, days of the week, time, daytime and night-time animals

#### learn how to...

- say which food you like/don't like
- talk about everyday activities
- tell the time

#### practise...

- present simple
- some/any

#### write...

- a note
- about your favourite day

**Storytime!** (pp. 84-85)

**Checkpoint 5** (pp. 86-87)

**My Green Passport** (pp. 88-93)

**Glossary** (pp. 94-96)

# 1 School again



## 1 Listen and read.



## 2 Which picture? Read the story and write.

1 Bye, Liam!

picture 1

3 Hello, I'm Daisy.

picture \_\_\_

2 This is Lilly.

picture \_\_\_

4 It's a schoolbag!

picture \_\_\_



pencil case



pen



pencil



book



schoolbag





### 3 Write **a** or **an**. Then talk with your friend.

1 <b>an</b> apple 	2 ___ elephant 	3 ___ schoolbag 
4 ___ pencil case 	5 ___ pen 	6 ___ umbrella 

What's this?  
It's an apple.

### GRAMMAR

 **a** pen

**an** elephant 

**an + a, e, i, o, u**

What's this?  
It's **a** schoolbag.  
It's **an** elephant.

---

What's = What is  
It's = It is


### 4 Circle. Then sing!



1) **A** / **An** book, 2) **a** / **an** pencil, 3) **a** / **an** pen:  
Put them in my bag today!  
I'm ready for school, hurray, hurray!

4) **A** / **An** egg, 5) **a** / **an** apple, 6) **a** / **an** orange:  
Put them in my bag today!  
I'm ready for school, hurray, hurray!

### 5 Listen and colour.



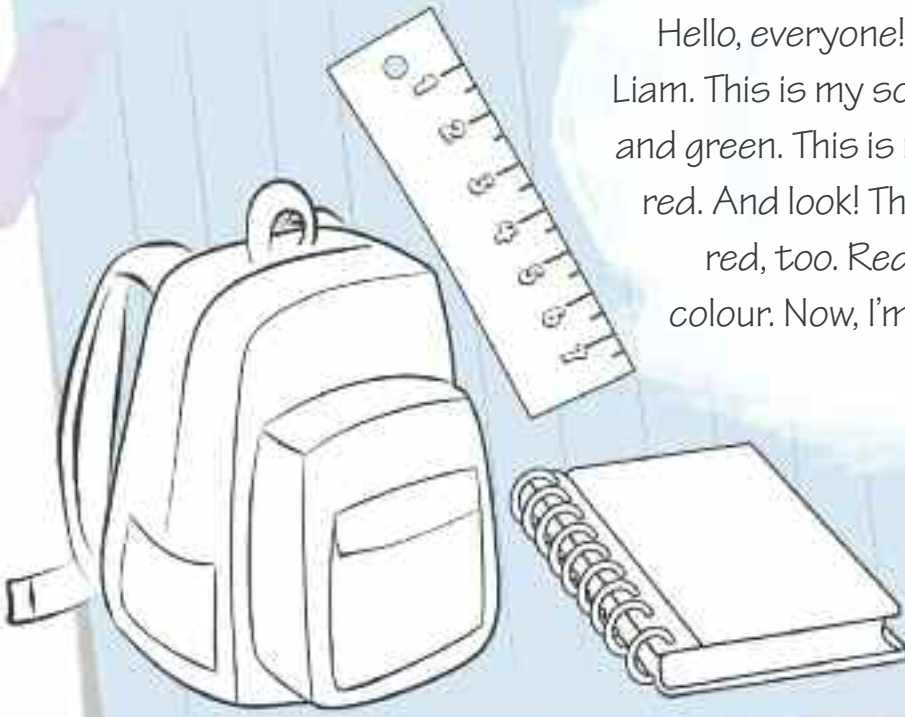


a blue desk

# Ready for school

1 Listen and read. Then colour.

Hello, everyone! My name's Liam. This is my schoolbag. It's blue and green. This is my notebook. It's red. And look! This is my ruler. It's red, too. Red is my favourite colour. Now, I'm ready for school!



2 Let's play!

a blue desk

a blue desk and  
a red pen

a blue desk, a  
red pen and a  
yellow pencil

3 Listen and repeat.  
Then read.



a rat with a hat in a bag



a green notebook



a yellow ruler



a red sharpener



a pink rubber



#### 4 Underline.

- 1 I am/is Tina.
- 2 It is/are a sharpener.
- 3 You is/are a boy.
- 4 He is/are Mike.
- 5 She is/are a girl.
- 6 It is/are a desk.

**GRAMMAR**

I <b>am</b> Tom.	Is it a pen?
You <b>are</b> my friend.	Yes, <b>it is</b> ./
He <b>is</b> Liam.	No, <b>it isn't</b> .
She <b>is</b> Lilly.	
It <b>is</b> a ruler.	

---

I am = I'm	He is = He's
------------	--------------

#### 5 Complete. Then read and match.

- 1 I **am** Kelly.
- 2 It \_\_\_\_\_ a notebook.
- 3 He \_\_\_\_\_ Bill.
- 4 You \_\_\_\_\_ Nanny Rose.



A



B



C



D

#### 6 Complete. Then answer.



Is he ten?  
No, he isn't.



\_\_\_\_\_ she Lilly?  
\_\_\_\_\_



\_\_\_\_\_ it a ruler?  
\_\_\_\_\_



\_\_\_\_\_ he Liam?  
\_\_\_\_\_



Talk with your friends. Then write about your school things.



Hello, everyone!  
My name's ...  
This is my ...



1 Let's sing!

1 One, 2 two, 3 three, 4 four,  
Time to go to school once more!

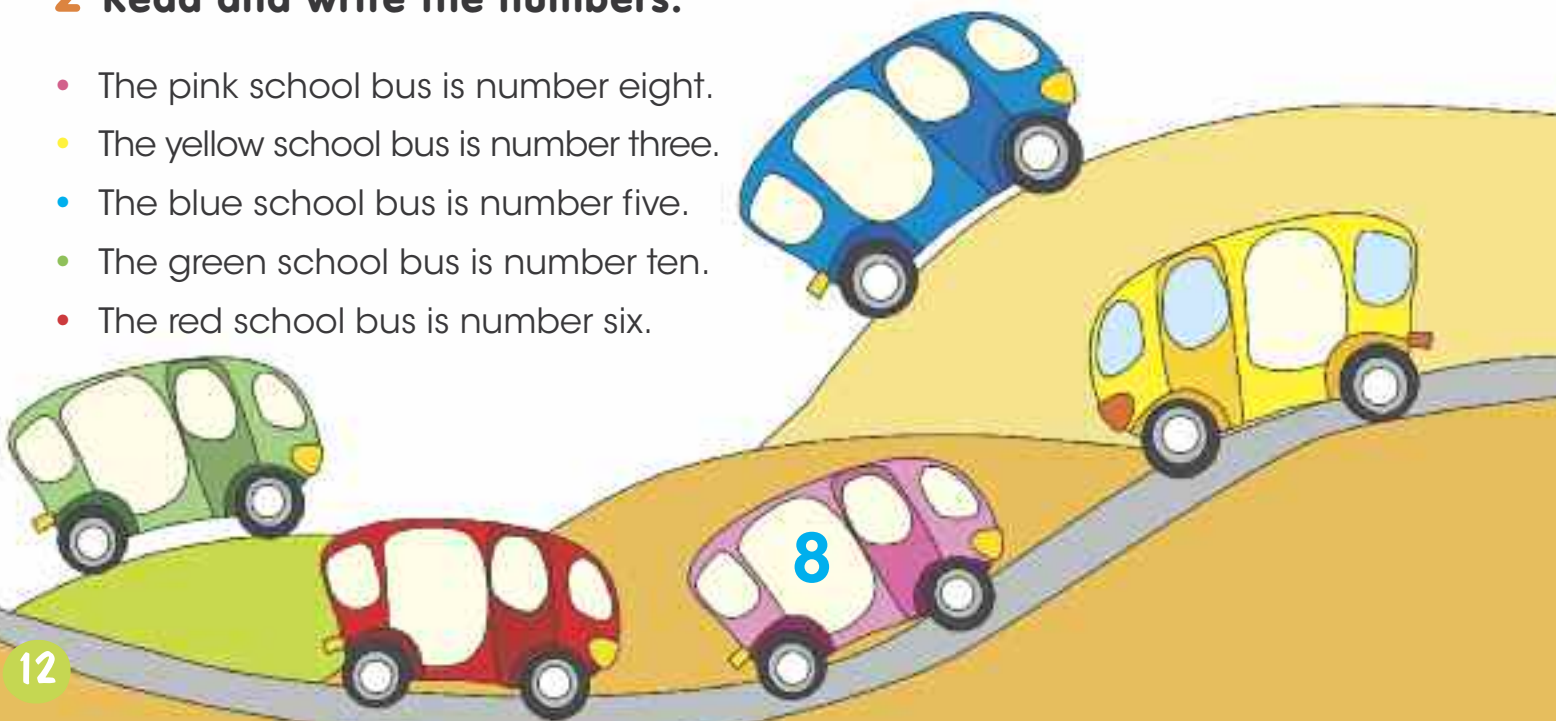
5 Five, 6 six, 7 seven, 8 eight,  
Get your schoolbag, don't be late!

9 Nine, 10 ten, get your pen.  
Come with me, it's school again!



## 2 Read and write the numbers.

- The pink school bus is number eight.
- The yellow school bus is number three.
- The blue school bus is number five.
- The green school bus is number ten.
- The red school bus is number six.







### 3 Listen and read.

Hello, I'm Andrew.  
I'm eight years old.  
I'm from England.  
My flag is red, white  
and blue.



Hello, my name  
is Ania. I'm ten years  
old. I'm from Poland.  
My flag is white  
and red.



Hi! I'm Carlos. I'm  
nine years old. I'm  
from Mexico. My  
flag is green, white  
and red.



### 4 Read and complete.

- 1 Andrew is from **England**.
- 2 His flag is red, \_\_\_\_\_ and blue.
- 3 Ania is \_\_\_\_\_ years old.
- 4 Her flag is white and \_\_\_\_\_.
- 5 Carlos is from \_\_\_\_\_.
- 6 His flag is \_\_\_\_\_, white and red.