

EDYCJA MIĘDZYNARODOWA

HAPPY TOONSy

1

Pupil's Book

Jenny Dooley - Steve Dooley



Contents

0 Hello!
page 4

1 Time for School
page 8

2 Fun with Toys
page 20

3 Family Fun
page 34

4 My House
page 46

5 Move your Body
page 62

6 I Love Animals
page 74

7 Yummy Food
page 88

8 Dress for the Weather
page 100

Vocabulary

Greetings
Numbers 1-10
Colours
Classroom language

Classroom objects
and school things

Toys
Numbers 11-20

Family
Actions

Places and things
in a house

Face and body
Adjectives

Pets
Actions

Food and drinks

Clothes
Weather

Structures

Hello! What's your name?
How do you spell it?
How old are you? I'm five!
What's your favourite colour?

What's this? It's a bookcase!
Is it a sharpener? No, it isn't.

Whose balloon is it?
It's Kim's. It's her favourite toy!
How many teddy bears?
There are eleven teddy bears!

Who's this?
This is my dad. His name's Sam.
Can you dance?
Yes, I can./No, I can't.

Where's Dad? He's in the kitchen.
Where's the teddy bear?
It's on the bed.

This is my nose!
These are my legs!
I've got big eyes and small ears.

What's your favourite pet?
A dog. Look! It's got big ears.
A cat can climb, but it can't fly.

I like bananas. I don't like oranges.
Do you like apples?
Yes, I do./No, I don't.

I'm wearing my blue hat.
What's the weather like? It's cold.

Story and Pronunciation

Story: A new friend
Pronunciation: p, b

Story: Sharing is fun!
Pronunciation: t, d

Story: I love my family!
Pronunciation: g, c

Story: Where is Nala?
Pronunciation: th

Story: Help!
Pronunciation: m, n

Story: A happy doggie
Pronunciation: r, y

Story: Ice cream for Eddy
Pronunciation: ch, j

Story: Lucky socks
Pronunciation: s, sh

• **TOONS WORLD 1** page 32

• **TOONS WORLD 2** page 58

• **TOONS WORLD 3** page 86

• **TOONS WORLD 4** page 112

• **Learning Situation I** page 116



Key to Symbols

-  : Video
-  : Song
-  : Pairwork
-  : Groupwork
-  : Game
-  : Gender Equality
-  : Promoting Respect/Responsibility
-  : Mediation
-  : Thinking Skills
-  : Stickers
-  : Project/Poster Presentation
-  : Intercultural Awareness
-  : Cross-curricular Links
-  : Internet Research

Skills

Project: All about my school
Functional Language: *Can I have a pencil, please? Here you are. Thank you!*

Project: My favourite toys
Functional Language: *Can I play with you? Yes! Let's play together!*

Cross-curricular

Art: Primary and Secondary Colours

Maths: Shapes

Values

Being a good friend

Giving and sharing with others

Project: My family photo album
Functional Language: *Who is it for? It's for my grandma. Good work!*

Project: My favourite room
Functional Language: *Where's the bedroom? It's upstairs.*

Maths: A class survey

Science: Float or sink

Appreciating your family

Being kind to others

• **TOONS STORY 1**  A real-life story page 60

Project: Meet my monster
Functional Language: *I've got long hair. Me, too!*

Project: All about my pet
Functional Language: *Has it got a small body? Can it talk?*

Science: The five senses

Science: Animal groups

Being helpful

Taking care of animals

Project: Food I like
Functional Language: *I'm hungry. Can I have some chips, please? Here you are!*


Project: Look at my clothes!
Functional Language: *It's hot. Put on your T-shirt.*

Design and Technology: Good and bad sugar in food

Science: Phases of matter – Hot and cold

Promoting teamwork

Turning mistakes into lessons

- **TOONS STORY 2**  A traditional story page 114
- **Learning Situation 2** page 118



1  Listen and point.



Hello!
We're **Digi**,
Alex and
Nala!

Hi!
We're **Troy**
and **Eddy**!

Hello! I'm
Sofia!

My name
is **Mia**. Hi!

EDYCJA MIĘDZYNARODOWA

2   Now sing the *HappyToons* song!

4  Song: Introducing the characters



EDYKJA MIĘDZYNARODOWA

3 Complete. Listen and check. Then sing the song!

A, , C, , E, F, ,
H, I, , K, L, , N,
O, , Q, R, , T, U,
, W, X, Y,



4 Talk with your friend.



5 **CRAFTWORK** Write your first name and your last name. Decorate the first letters.



Structures: Hello! What's your name? – (Susan). – How do you spell it?



1 Listen, point and say.

1

one

2

two

3

three

4

four

5

five

6

six

7

seven

8

eight

9

nine

10

ten

2 Let's play!

How old are you?

I'm five!



I'm after three.
I rhyme with *door*.
What number am I?



3  Listen, point and say.



4   Talk with your friend.

5   Listen and number. Play the *Digi says* game!



What's your favourite colour?

Number eight!

White.

<p>A</p>  <p><input type="checkbox"/> Sit down!</p>	<p>C</p>  <p><input type="checkbox"/> Close the door!</p>
<p>B</p>  <p><input type="checkbox"/> Open your book!</p>	<p>D</p>  <p><input type="checkbox"/> Stand up!</p>

1

Time for School

Tell me about your school and your school things.

1 board

2 ruler

3 pencil

5 pen


6 desk



7 bin

8 schoolbag

ToonsFACT

What's this?



- 1  Listen, point and say.
- 2 What's in your classroom? What's in your schoolbag? Say.
- 3  Talk with your friend.


It's blue.

It's a pen!


4 Listen and colour.



4 bookcase




5 CRAFTWORK Make. Talk with your friend.



1 A new friend

EDYCJA MIĘDZYKULTUR

1 Listen or watch the story.





2 **Think** What can you see in the story? Tick (✓).



3 **Think** Why is Digi a good friend? Tell the class.

4 **Act** Act out the story.

5 **Listen** Listen and say. Chant!

Sounds RIGHT

This is a pencil, this is a pen,
 This is a board, this is a bin.
 This is my classroom. Please, come in!

THINK!

Draw a schoolbag for Digi.

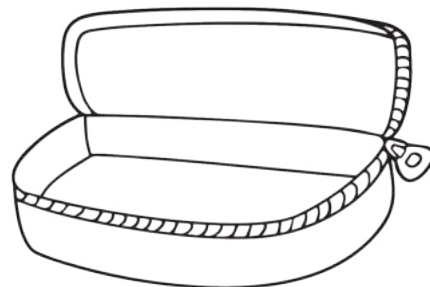
1 Listen, point and say.



2 Play *Guess the object!*



3 **Think** What's in your pencil case? Draw.




I'm full of words,
but I can't speak.
What am I?







4 Find the stickers! Then listen and tick (✓).




pencil case



notebook



ruler



sharpener



What's this? What's that?
Is it a pencil case? Is it a cat?
It's a pencil case! It's for school!
Oh, wow! That's cool!

What's this? What's that?
Is it a sharpener? Is it a cat?
It's a sharpener! It's for school!
Oh, wow! That's cool!



5 Now sing the song!

1 Listen. Tick (✓) the correct picture.




2 Let's play!

	A	B	C
1			
2			
3			

A: 1B

B: A crayon!

3 Talk with your friend.



4  Listen and read. Circle.

All About My School

by Dan

Hi! My name's Dan.
I'm **seven** years old.



This is my teacher,
Ms Brown.



These are my favourite
school things. Look! My
yellow schoolbag and
my **yellow pencil case**.

Look at my classroom!
The **bookcase** is **green**.
My **desk** is green, too!


Time for school!



1



a



b

2



a



b

5  Talk with your friend.

- 1 How old are you?
- 2 What's your teacher's name?
- 3 What's in your classroom?
- 4 What are your favourite school things?

How old are you?



I'm seven
years old!




6  Show + Tell

Make an *All About My School* poster. Present it to the class.

Primary Colours: red, yellow, blue
Secondary Colours: purple, orange, green

MIXING Colours

1 Listen and colour.



2 Colour the pictures. Name the colour.
 Is it a primary or a secondary colour?



3 Where else in nature can you see primary and secondary colours? In groups, make a collage. Have a class display.



Friendship


1 **Think** Look and draw 😊 or ☹️ .



2 How can you be a good friend? Tell the class.

3 **CRAFTWORK** Make a *Friendship* heart ❤️ . Give it to your friend.

CHECKPOINT 1




1 Look. Choose.



- a book
- b bookcase



- a rubber
- b sharpener



- a ruler
- b bin



- a tablet
- b notebook

2 **Think** Circle four differences.



3 **Think** Over to you: Complete the sentences.

My favourite school thing is

My favourite primary colour is



My TOP favourite activity

Circle.



VIDEO



STORY




GAMES




SONG




PROJECT

1  **Talk with your friend.**

- 1 Name two classroom objects that start with *b*.
- 2 What is Digi's new friend?
- 3 Name three school things you can see on your desk.
- 4 Can I have a rubber, please?
- 5 Yellow and blue make
- 6 Good friends play together. Yes or no?



• My friend gives me    for Module 1.

2  **Can you respond to Digi? Talk with your friend.**

Tell me about your school and your school things.



HAPPY TOONS

1



FOR PUPILS

- Pupil's Book with DigiBooks app
- Activity Book with DigiBooks app and extra online practice



FOR TEACHERS

- Teacher's Book (*Interleaved*)
- Picture Flashcards
- Posters
- Class Audio (*Downloadable*)
- Teacher's Resource Material (*Downloadable*)
- DigiWB



Welcome to an exciting world of language learning!

HappyToons is an engaging primary course with a strong focus on real-life **values** and **social** and **emotional** skills. The age-related content establishes a positive attitude towards learning and encourages young learners to become confident, inquisitive and kind!

Developing Future Skills

Pupils are offered the chance to **practise mediation skills** in the new language, **think critically, collaborate** and **be creative** – all essential for the fast-evolving world they live in!

Exploring Social and Emotional Skills and Values

Modules are based around **real-life learning experiences**, taking into consideration pupils' feelings, social behaviour and habits, setting young learners up for academic success and life in general!

Inspiring, Supporting and Guiding Every Learner

Humorous and interesting characters, interactive activities, **3D** animated stories, captivating videos and user-friendly digital resources nurture a love of learning as well as boost linguistic confidence and learners' autonomy!

ISBN 978-1-3992-1949-5



9 781399 219495