

# New Fairyland 2

Pupil's Book

Jenny Dooley – Virginia Evans



**Express Publishing**



# CONTENTS

		Vocabulary	Structures	Cross-curricular links	
	<b>My Letters</b> (pp. 4-5)	<ul style="list-style-type: none"> <li>The English Alphabet</li> </ul>	—	—	
	<b>Hello, Magic Friends!</b> (pp. 6-7)	<ul style="list-style-type: none"> <li>Meeting the characters</li> </ul>	<ul style="list-style-type: none"> <li>Hello, I'm ...</li> </ul>	—	
Module 1	<b>1 My family</b> (pp. 8-17)	<ul style="list-style-type: none"> <li>brother, daddy, mummy, sister</li> <li>bathroom, bedroom, garden, kitchen, living room</li> </ul>	<ul style="list-style-type: none"> <li>This is my mummy, Vicky.</li> <li>Where's Alvin? Is he in the kitchen?</li> </ul>	Making a house ( <b>Art</b> )	
	<b>2 My birthday</b> (pp. 18-27)	<ul style="list-style-type: none"> <li>bike, clock, computer, lamp, robot, TV</li> <li>circle, rectangle, square, triangle</li> </ul>	<ul style="list-style-type: none"> <li>Happy birthday! This is for you.</li> <li>A clock. Thank you.</li> <li>It's a blue rectangle.</li> </ul>	Shapes ( <b>Maths</b> )	
Module 2	<b>3 My body</b> (pp. 28-37)	<ul style="list-style-type: none"> <li>arm, foot, head, leg, tummy</li> <li>clap your hands, nod your head, stamp your feet, wave your arms</li> </ul>	<ul style="list-style-type: none"> <li>What's the matter? My arm hurts!</li> <li>Clap your hands!</li> </ul>	Actions ( <b>PE and Drama</b> )	
	<b>4 I can sing!</b> (pp. 38-47)	<ul style="list-style-type: none"> <li>dance, draw, play football, ride a bike, sing</li> <li>drum, guitar, piano, recorder, tambourine, triangle</li> </ul>	<ul style="list-style-type: none"> <li>I can dance!</li> <li>I can play the guitar!</li> </ul>	Musical instruments ( <b>Music</b> )	
Module 3	<b>5 A butterfly!</b> (pp. 48-57)	<ul style="list-style-type: none"> <li>bird, butterfly, elephant, frog, monkey, spider</li> <li>numbers 11-20</li> </ul>	<ul style="list-style-type: none"> <li>A bird can't swim!</li> <li>A bird has got two legs.</li> <li>Three and seventeen is twenty.</li> </ul>	Numbers ( <b>Maths</b> )	
	<b>6 A sweet tooth</b> (pp. 58-67)	<ul style="list-style-type: none"> <li>cake, carrots, chocolate, jam, juice, lollipops, oranges, pears, peas, potatoes, sweets, tomatoes</li> </ul>	<ul style="list-style-type: none"> <li>Do you like cake? Yes, I do.</li> <li>Eat tomatoes. They are good for you.</li> </ul>	Fruit and vegetables ( <b>Health and Safety</b> )	
Module 4	<b>7 The weather</b> (pp. 68-77)	<ul style="list-style-type: none"> <li>It's cold. It's hot. It's raining. It's snowing. It's sunny.</li> <li>autumn, spring, summer, winter</li> </ul>	<ul style="list-style-type: none"> <li>What's the weather like today? It's sunny.</li> <li>Erlina's favourite season is spring.</li> </ul>	A tree in spring, summer, autumn and winter ( <b>Science</b> )	
	<b>8 Looking good!</b> (pp. 78-87)	<ul style="list-style-type: none"> <li>boots, cap, dress, hat, jacket, jeans, jumper, shoes, shorts, socks, T-shirt, vest</li> </ul>	<ul style="list-style-type: none"> <li>I'm wearing my jumper and jeans.</li> <li>Daddy Bear's shorts are big.</li> <li>Take off your shoes.</li> </ul>	Size ( <b>Maths</b> )	

**Fun Time** (pp. 88-89)


**My World!** (pp. 90-95)



**Happy Halloween!** (pp. 96-97)

**Happy New Year!** (pp. 98-99)





Environmental studies	Project	Culture
—	—	—
—	—	—
Baby animals and their mummies	<ul style="list-style-type: none"> <li>• Where's (Frosty)?</li> <li>• <b>ICT CLUB:</b> A baby animal and its mummy</li> <li>• <b>ICT CLUB:</b> My family and home </li> </ul>	Families and houses
How old are the trees?	<ul style="list-style-type: none"> <li>• A Birthday Card</li> <li>• <b>ICT CLUB:</b> Adopt a tree </li> <li>• <b>ICT CLUB:</b> My birthday parties </li> </ul>	Birthday parties
Animals with paws or hooves	<ul style="list-style-type: none"> <li>• My Body</li> <li>• <b>ICT CLUB:</b> Animals with paws or hooves</li> <li>• <b>ICT CLUB:</b> A mythical monster/dragon from my country </li> </ul>	Mythical creatures around the world
Things we can hear in the country	<ul style="list-style-type: none"> <li>• What I can do</li> <li>• What we can hear in the country</li> <li>• <b>ICT CLUB:</b> Famous people in my country </li> </ul>	Famous people
The life cycle of a butterfly	<ul style="list-style-type: none"> <li>• My favourite animal</li> <li>• <b>ICT CLUB:</b> Sports with animals</li> </ul>	Sports with animals around the world
Telling fruit from vegetables	<ul style="list-style-type: none"> <li>• My favourite fruit and vegetable</li> <li>• <b>ICT CLUB:</b> My favourite ice cream </li> </ul>	Ice cream in the UK and Italy
Who needs water	<ul style="list-style-type: none"> <li>• My favourite season</li> <li>• <b>ICT CLUB:</b> Save water</li> <li>• <b>ICT CLUB:</b> The weather in my country </li> </ul>	Weather around the world
Scarecrows	<ul style="list-style-type: none"> <li>• What I'm wearing today</li> <li>• <b>ICT CLUB:</b> Scarecrows</li> <li>• <b>ICT CLUB:</b> Traditional clothes in my country </li> </ul>	Traditional clothes in Japan and the UK

**Songs & Chants** (pp. 100-103)



# My Letters

**Aa**



ant

**Bb**



bat

**Cc**



cap

**Gg**



ghost

**Hh**



hat

**Ii**



iguana

**Mm**



mouse

**Nn**



nut

**Oo**



orange

**Ss**



snail

**Tt**



tomato

**Uu**



umbrella

**Vv**



violet





Dd  
duck



Ee  
elf



Ff  
flower



Jj  
jaguar



Kk  
koala



Ll  
lion



Pp  
puppet



Qq  
queen



Rr  
rabbit



Xx  
fox



Yy  
yo-yo



Zz  
zebra



Ww  
wizard



# Hello, Magic Friends!









# My family

1 Listen and point. 🎧 📍



2 Sing. 🎵

- 🎧 Listen, point to the family members and say.
- 1 Listen and point.
- 2 Listen and sing.





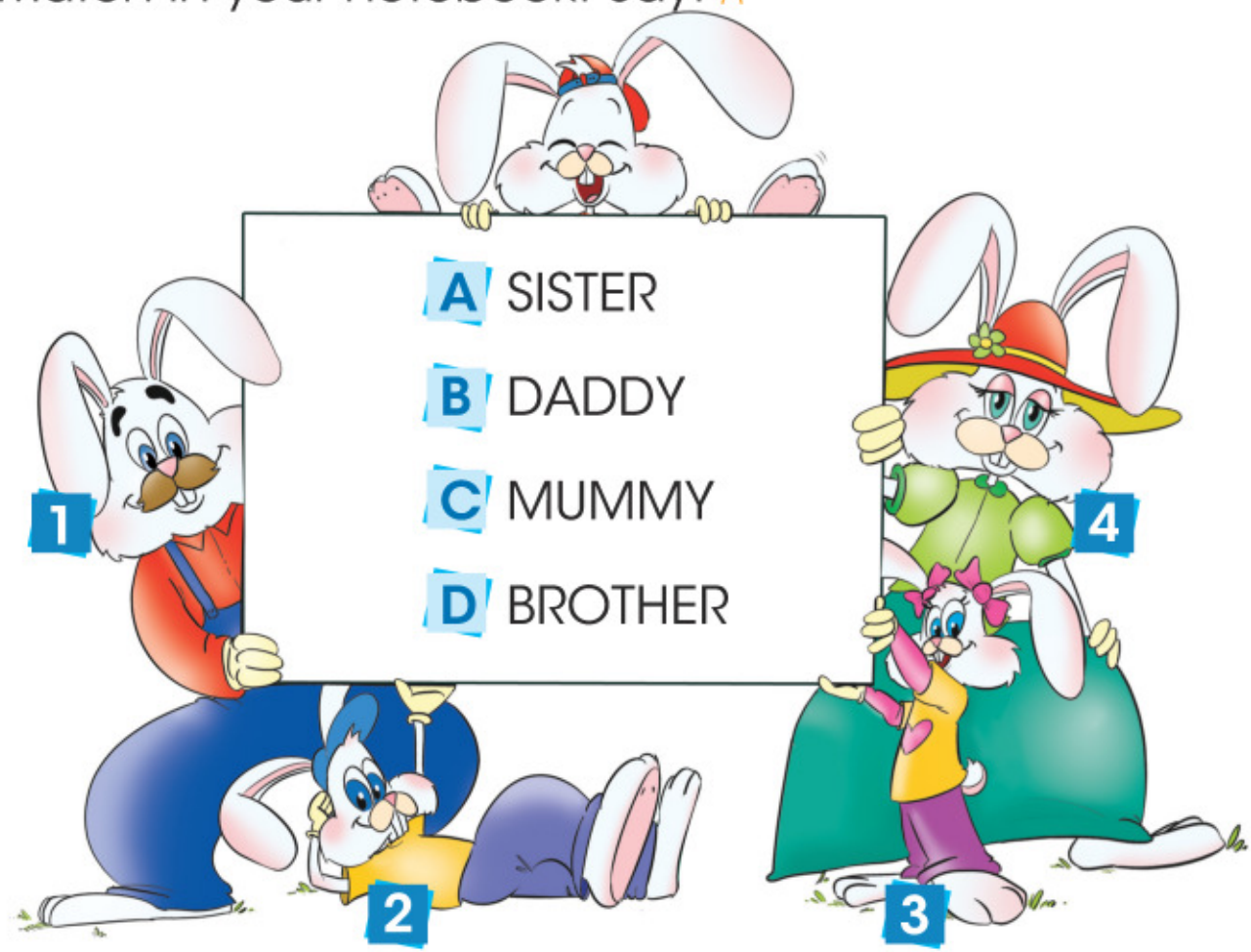
mummy

daddy

brother

sister

3 Match in your notebook. Say.



4 Draw in your notebook. Say.



- 3 Match the words to Ronny's family members in your notebook. Then point and say: *This is Ronny's (mummy).*
- 4 Draw a picture of your family in your notebook. Present it to the class. Say: *This is my (mummy, Vicky).*



bedroom



bathroom

★ Read and match in your notebook. Then make.

- 1 kitchen      2 bedroom      3 garden  
4 bathroom      5 living room







living room



kitchen



garden

# My family



## 2 Let's play!



Where's Alvin?

Is he in the kitchen?



## 3 Sing.

Yes, he is!

- 2 Play the *Where's Alvin?* game.
- 3 Listen and sing.





1 Let's listen. ♫



1 Listen to the story and point to the pictures.





Do you like the story? Choose.





# Go Green!

1  Where's Mummy? Follow and say. 



lamb



puppy



kitten



foal



horse



sheep



dog




cat






2 Listen and choose. Write **a** or **b** in your notebook. Talk with your friend.


1 Where's my mummy?




3 Where's my daddy?



2 Where's my brother?



4 Where's my sister?



3 Portfolio: Make a project. Present it to the class.



- 2 Listen to the sounds and choose the correct picture. Write *a* or *b* in your notebook. Then talk with your friend: *Is Ronny's mummy in the living room? Yes, she is. or No, she isn't.*
- 3 Draw a picture of your favourite character in your notebook and write. Present your project to the class.





1 Look and say. 🧑

Karen



This is Karen's daddy.

This is Karen's mummy.



This is Karen's house.

This is Karen's brother.



1 Read, then talk about Pedro's family.

Bring or draw pictures of your family and home. Present them to the class. 🇵🇱





2 Listen and number in your notebook. Then write. 



3 Look, read and choose. Write **a** or **b** in your notebook.



**a** mummy  
**b** sister



**a** brother  
**b** daddy



**a** sister  
**b** mummy



**a** daddy  
**b** brother

2 Listen and number the pictures in your notebook. Then, write the words.  
3 Look at the pictures. Choose *a* or *b* and write it in your notebook.