



Student's Book

Virginia Evans – Jenny Dooley



Express Publishing

Contents

	Vocabulary	Grammar	Reading	Listening & Speaking	Writing
Module 1		Hello! (pp. 5-20)			
1			dialogues (matching)	greet people	short dialogue
2	the English alphabet	personal subject/object pronouns		<ul style="list-style-type: none">monologues (choose correct option)ask about names	
3	<ul style="list-style-type: none">cardinal numberscolours	the verb <i>to be</i> (affirmative)	texts (complete sentences)	<ul style="list-style-type: none">monologues (choose correct option)present yourself & your friends	a short text about you
4	telephone numbers	<i>what</i> questions	a dialogue (gap fill)	<ul style="list-style-type: none">a dialogue (take notes)join a club	a membership card
5	<ul style="list-style-type: none">countriescontinentsnationalities		an article (complete sentences)	monologue (complete sentences)	your profile
6	jobs	the verb <i>to be</i> (negative)	an article (correct statements)	present famous people	
Culture Corner: <i>The Union Jack</i> (p. 18)			Self-Check 1 (pp. 19-20)		
Module 2		My World (pp. 21-36)			
1	jobs	<ul style="list-style-type: none">the verb <i>to be</i> (interrogative & short answers)question words	a dialogue (gap fill)	<ul style="list-style-type: none">ask for personal informationapply for a post	an interview
2	family & relatives	<ul style="list-style-type: none">possessive casepossessive adjectives	an article (answer questions)	<ul style="list-style-type: none">dialogue (identify relations)present your familyidentify family members	sentences about the British Royal Family
3	family bonds	<i>have got</i>	a blog (T/F/DS statements)	<ul style="list-style-type: none">a dialogue (matching)present Akiane	an email about your family
4	<ul style="list-style-type: none">appearanceordinal numbersmonths & seasons		an article (answer questions)	<ul style="list-style-type: none">describe your familypeople's birthdays	a text about your best friend
5	adjectives	comparative	an article (complete sentences)	<ul style="list-style-type: none">compare peoplepresent <i>The Avengers</i>	sentences comparing people
6	pets & parts of the body	comparative – superlative	an article (T/F statements)	<ul style="list-style-type: none">a quizcompare pets	a post about your pet
CLIL (Geography): <i>The UK</i> (p. 34)			Self-Check 2 (pp. 35-36)		
Module 3		Around the clock (pp. 37-52)			
1	<ul style="list-style-type: none">everyday activitiesmeans of transport	present simple (affirmative)	a text (gap fill)	a dialogue (multiple choice)	a text about your daily routine
2	work activities	present simple (affirmative – 3rd person singular)	an article (matching)	<ul style="list-style-type: none">monologues (take notes)talk about your family's daily routinepronunciation: /s/, /z/, /ɪz/ ending	an email about your family's daily routine
3	<ul style="list-style-type: none">the timedays of the week		dialogues	<ul style="list-style-type: none">a dialogue (take notes)ask about/tell the time	an email about your Monday routine
4	school subjects	present simple (negative)	an article (T/F statements)	<ul style="list-style-type: none">monologues (multiple choice)present lifestyles	a paragraph comparing lifestyles
5	job qualities	<i>too – enough</i>	an article (T/F/DS statements)	<ul style="list-style-type: none">describe job qualitiespresent a job	a text about a job
6	activities	present simple (interrogative & short answers)	an article (sequence of events)	<ul style="list-style-type: none">a dialogue (T/F statements)present a person's job	a poster about jobs around the world
Culture Corner: <i>At school with me ... in the UK</i> (p. 50)			Self-Check 3 (pp. 51-52)		

Vocabulary		Grammar	Reading	Listening & Speaking	Writing
Module		4	Free Time (pp. 53-68)		
1	sports	can	an article (answer questions)	<ul style="list-style-type: none">a dialogue (answer questions)present football teams & their mascots	a poster about football teams
2	sports equipment	must/mustn't – have to	an article (multiple matching)	ask and answer questions	a poster about sports & equipment
3	leisure activities	adverbs of frequency	blog entries (T/F statements)	<ul style="list-style-type: none">a monologue (specific information)talk about activities	a blog entry about your free time
4	hobbies	present simple (wh- questions)	an article (T/F/DS statements)	<ul style="list-style-type: none">present your hobbyintonation in wh- questions	an article about your hobby
5	places to go	preposition of time (at, on, in)	an article (answer questions)	invite/accept – decline	sentences on how to be a healthy teenager
6	extreme sports		an article (multiple choice)	<ul style="list-style-type: none">a monologue (T/F/DS statements)talk about your favourite sport	an email about your favourite sport
CLIL (PE): Cricket facts (p. 66)			Self-Check 4 (pp. 67-68)		
Module		5	Rain or Shine (pp. 69-84)		
1	holiday activities	present continuous (affirmative)		<ul style="list-style-type: none">identify soundspronunciation of -ing endingdescribe a picture	sentences describing pictures
2	carnival activities	present continuous (negative)	a live report (complete sentences)	<ul style="list-style-type: none">an announcement (take notes)report a live event	sentences describing a live event
3	the weather	present continuous (interrogative & short answers)	a dialogue (T/F statements)	<ul style="list-style-type: none">a monologue (multiple choice)describe the weathersocial expressions	a dialogue giving news
4	seasonal activities		postcards (matching, answer questions)	<ul style="list-style-type: none">a dialogue (take notes)talk about seasonal activitiespronunciation of /θ/, /ð/	a postcard
5	clothes	present continuous (wh- questions)	a dialogue (complete sentences)	<ul style="list-style-type: none">monologues (multiple choice)describe clothes	sentences describing pictures
6	celebrations	present simple vs present continuous	an email (answer questions, complete sentences)	<ul style="list-style-type: none">a monologue (multiple choice)pronunciation of /ŋk/, /ŋ/present Halloween	an email about a celebration
Culture Corner: Guy Fawkes Night (p. 82)			Self-Check 5 (pp. 83-84)		
Module		6	Food for thought (pp. 85-100)		
1	food & drinks	<ul style="list-style-type: none">plurals – countable/uncountable nounsa/an – some/any – There is/There are	an article (complete sentences)	<ul style="list-style-type: none">pronunciation of /s/, /z/, /ɪz/offer food/drinks	a short text about food/drinks you eat on New Year's Eve
2	<ul style="list-style-type: none">containersUK currency	quantifiers	a dialogue (gap fill)	<ul style="list-style-type: none">a dialogue (take notes)pay for thingsmake a shopping list	a dialogue making a shopping list
3			an article (T/F/DS statements)	<ul style="list-style-type: none">dialogue (answer questions)present street food in various countriesask for an order/order food	a menu
4	supermarket sections		an article (multiple choice)	<ul style="list-style-type: none">a monologue (take notes)compare shopping habits	a short text about shopping habits
5	food preparation		<ul style="list-style-type: none">an article (multiple choice)a recipe (gap fill)	<ul style="list-style-type: none">monologue (answer questions)present astronauts' eating habits	a recipe
6	food verbs	can/could/may (permission – requests)	an article (answer questions)	<ul style="list-style-type: none">monologue (answer questions)present national dishes	a text about a dish from your country
CLIL (Science): Why do foods taste different? (p. 98)			Self-Check 6 (pp. 99-100)		

Vocabulary	Grammar	Reading	Listening & Speaking	Writing
Module 7 Going places (pp. 101-116)				
1 rooms & furniture	<i>there is/there are</i> (revision)	an article (multiple matching)	<ul style="list-style-type: none"> compare houses present houses 	a paragraph comparing houses
2 shops	<ul style="list-style-type: none"> <i>this/these – that/those</i> <i>one/ones</i> 	a dialogue (answer questions)	<ul style="list-style-type: none"> exchanges (identify shops) ask about prices buy clothes 	a dialogue (buying clothes)
3 shops & products	<ul style="list-style-type: none"> prepositions of place the imperative 	a dialogue (answer questions)	<ul style="list-style-type: none"> exchanges (answer questions) ask for/give directions 	sentences comparing areas
4 market products	<ul style="list-style-type: none"> <i>was/were</i> <i>had</i> 	an article (multiple matching)	<ul style="list-style-type: none"> a dialogue (multiple matching) talk about past activities present a market 	a blog entry about a visit to a market
5 museums	past simple (regular verbs)	an email (complete sentences)	<ul style="list-style-type: none"> pronunciation of /t/, /d/, /ɪd/ present Norwich Castle 	an email about a visit to a museum
6 adjectives describing feelings	past simple (irregular verbs)	blog entries (identify T/F/DS statements)	<ul style="list-style-type: none"> a narration (take notes) tell a story 	a story
Culture Corner: <i>Days out</i> (p. 114) Self-Check 7 (pp. 115-116)				
Module 8 What's in your future? (pp. 117-132)				
1 technology in sport	<i>will/won't</i>	an article (multiple choice)	<ul style="list-style-type: none"> an announcement (take notes) pronunciation of 'll and won't 	predictions
2 holiday activities	<i>be going to</i> (affirmative)	a postcard (gap fill)	<ul style="list-style-type: none"> a dialogue (multiple matching) talk about your holiday plans present the Florida Keys 	a postcard about your holiday plans
3 activities	<ul style="list-style-type: none"> <i>be going to</i> (negative/interrogative/short answers) present continuous (future meaning) 	messages (answer questions)	<ul style="list-style-type: none"> a monologue (take notes) discuss fixed future arrangements 	a message about your weekend plans
4 celebrations	<i>will – be going to</i>	an email (complete sentences)	<ul style="list-style-type: none"> a monologue (specific information) talk about your plans 	an email inviting your friend to your party
5 films		an email (T/F/DS statements)	<ul style="list-style-type: none"> a dialogue (gap fill) ask about/describe films 	an email inviting your friend to the cinema
6 environmental problems		an article (matching sentences)	<ul style="list-style-type: none"> a lecture (multiple choice) present what the future will be like 	predictions about the future
CLIL (Science): <i>Weather Prediction</i> (p. 130) Self-Check 8 (pp. 131-132)				
Language Review (pp. 133-140) Fun Time (pp. 141-144) Irregular Verbs				

Module

1

Hello!

What's in this module?

Vocabulary

- the alphabet
- cardinal numbers (1-100)
- colours
- telephone numbers
- addresses
- countries, continents & nationalities

Grammar

- personal subject/object pronouns
- present simple of the verb *to be* (affirmative/negative)
- *what* questions
- *a/an*

Reading

- a dialogue
- articles

Listening

- a dialogue
- applying for a membership card

Speaking

- greet people, say goodbye
- ask about names
- ask about/say telephone numbers & addresses

Presentation Skills

- present yourself & your friends
- present famous people
- present the Union Jack and your country's flag

Writing

- fill in forms & charts
- write your profile
- write about famous people

Culture Corner: *The Union Jack*

Countries & Nationalities

1 a) Write the countries.

- _____ – American
- _____ – British
- _____ – Russian
- _____ – Egyptian
- _____ – Spanish
- _____ – Chilean
- _____ – Turkish
- _____ – Japanese
- _____ – Canadian
- _____ – Australian
- _____ – Argentinian
- _____ – Greek

b) 1.1 Listen and check, then say.



2 Look at the pictures and say.

Bob's from the USA. He's American. Mary's from Canada. She's Canadian.


Find the page numbers for:

- a membership card
- a ticket
- a world map

1.1


Hi!

Reading

- 1 a)  1.2 Listen and read the dialogues (A-C). Match them to the people (1-3) in the pictures.

- b) Match the headings to the dialogues (A-C).

- Say goodbye
- Greet & introduce others
- Greet & introduce yourself

- 2  Take roles and read the dialogues aloud.

A
 Steve: Hi! I'm Steve.
 Stella: Hi, Steve. I'm Stella.
 Steve: Nice to meet you, Stella.
 Stella: Nice to meet you, too.

B
 Sally: Hi, Ann. How's it going?
 Ann: Not bad. And you?
 Sally: I'm fine. This is my friend, Nicky.
 Nicky, this is Ann.
 Ann: Hello, Nicky. Nice to meet you.
 Nicky: Hi, Ann. Nice to meet you, too.

C
 Lyn: Goodbye, Tony.
 Tony: Bye, Lyn. See you later.
 Lyn: See you!



Everyday English

Greeting people

- 3 Read the phrases. Then complete the speech bubbles (1-4) with the correct greeting.

Good morning!
6 am - 12 pm

Good afternoon!
12 pm - 6 pm

Good evening!
6 pm - 11 pm

Good night!

am = before noon pm = after noon

1 _____

2 _____

3 _____

4 _____

Listening

- 4 1.3 Listen and circle the correct response.

- 1 a Not bad.
b Nice to meet you.
- 2 a See you later.
b So-so.
- 3 a I'm fine, thanks.
b It's a pleasure to meet you.
- 4 a Good morning.
b Bye, Sally.
- 5 a I'm Kathy.
b Fine, thanks.

Speaking & Writing

- 5 Look at the pictures. Use the phrases to act out short exchanges, then write short dialogues.

- Say goodbye**
- Goodbye.
 - Bye.
 - See you.
 - See you later.
 - See you tomorrow.
 - Take care.

Greet people

- Hi! How are you?
- How's everything?
- How's it going?

Introduce yourself

- Hi! I'm ...
- Hello! I'm ...

Respond

- Great.
- I'm fine, (thanks).
- I'm OK.
- Not bad.
- So-so.

Respond

- Nice to meet you.
- It's a pleasure to meet you.



1.2 Names

Vocabulary

The English alphabet

1 a) 1.4 Listen and repeat.

A B C D E

F G H I J K L

M N O P Q R S

T U V W X Y Z

b) Write the missing letter.

1 A, B, C, __, E

2 J, K, __, M, N

3 P, __, R, S, T

c) Now read letters aloud to your partner. Your partner points to the letters he/she hears.

Listening

2 a) 1.5 Listen and circle the letter you hear.

1 A E

2 I Y

3 P T

4 S X

5 G D

6 B P

7 P V

8 D B

b) 1.6 Listen and circle the name you hear. Then spell each name.

1 Anna
Any
Annie

2 Miller
Miler
Myler

3 Kate
Katie
Kathy

Grammar

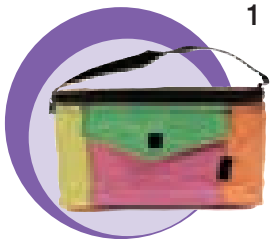
Personal subject/object pronouns

- 3 a) Study the table.

SUBJECT PRONOUNS	OBJECT PRONOUNS
I	me
you	you
he	him
she	her
it	it
we	us
you	you
they	them

- b) Look at the pictures. Complete the sentences. Use *subject/object pronouns*.

- 1 Look at it.
It's a bag.



- 2 Look at _____.
_____ 's Lisa.



- 3 Look at _____.
_____ are friends.



- 4 Look at _____.
_____ 's an elephant.



- 5 Look at _____.
_____ 's Mark.

- 6 Look at _____. _____ 's an orange.

Note:

Proper nouns (names of people and places) start with a capital letter. *Mary, Mexico*

Everyday English

Asking about names

- 4 a) 1.7 Listen and read the dialogue.

A: What's your name?
B: Anna.
A: And your surname?
B: Milles.
A: How do you spell that?
B: M - I - double L - E - S.

- b) Use the names (1-5) to act out similar dialogues.


1 **Estella Gonzales**

2 **Antony Marques**

3 **Jim Wheeler**

4 **Natasha Williams**

5 **Hoang Li**



- 5 Find pictures of famous people. Write their names, then spell them.



J - E - double N - I - F - E - R L - O - P - E - Z


1.3

Numbers & Colours

Vocabulary

Cardinal numbers
(1-100)

1 a)  1.8 Listen and repeat.



b)  1.9 Listen and repeat.

10 ten	24 twenty-four
11 eleven	25 twenty-five
12 twelve	26 twenty-six
13 thirteen	27 twenty-seven
14 fourteen	28 twenty-eight
15 fifteen	29 twenty-nine
16 sixteen	30 thirty
17 seventeen	40 forty
18 eighteen	50 fifty
19 nineteen	60 sixty
20 twenty	70 seventy
21 twenty-one	80 eighty
22 twenty-two	90 ninety
23 twenty-three	100 a/one hundred

c) Read the numbers.



2 a) Write the numbers using words.

- The number of letters in the English alphabet

- The number of letters in your surname

- The number of people in your classroom

- The number of desks in your classroom

b) Look at the picture for a minute. Cover it and try to remember as many numbers as possible.



Listening

3  1.10 Listen and circle the numbers you hear.

1 3 13

2 5 15

3 14 40

4 13 30

5 19 90

6 18 80

7 16 60

8 17 70



1.3

Colours

- 4 a) 1.11 Listen and repeat.

b) What colour is each number? Write the colours in your notebook.



Grammar

The verb *to be* (affirmative)

- 5 a) Study the table.

AFFIRMATIVE	
Full Form	Short Form
I am Anna.	I'm Anna.
You are fifteen.	You're fifteen.
This is Bill. He is sixteen.	He's sixteen.
This is Helen. She is ten.	She's ten.
Seven is a number. It is a number.	It's a number.
We are sixteen.	We're sixteen.
You are ten.	You're ten.
They are eleven.	They're eleven.

Name/Subject pronoun + Verb
Andy is twelve. He is twelve.

- b) Fill in the blanks with 'm, 's or 're.

- I'm Pedro and she _____ Marta.
- You _____ sixteen.
- We _____ fifteen and they _____ twenty.
- He _____ Daniel.
- It _____ my birthday. I _____ twenty.
- Anna _____ nine.
- They _____ twenty-eight.
- Mr Brown _____ sixty years old.

Reading

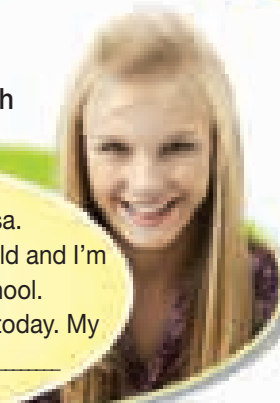
- 6 a) Fill in the blanks with *am*, *is* or *are*.

(A) Hello! My name

1) _____ Vanessa.

I 2) _____ twelve years old and I'm a student at Greenhill School.

It 3) _____ my birthday today. My favourite colours 4) _____ yellow and black.



(B)

She 1) _____

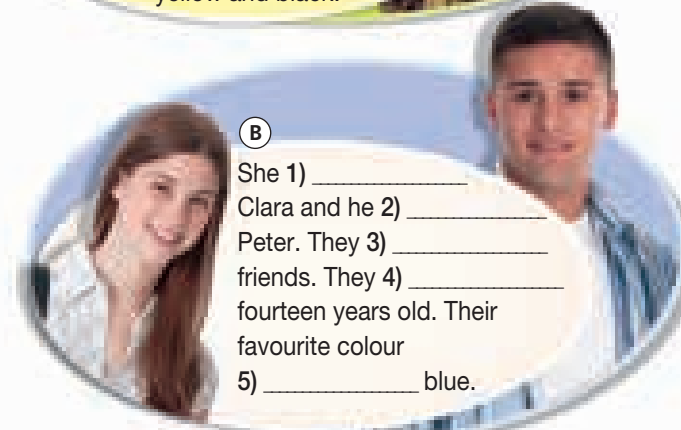
Clara and he 2) _____

Peter. They 3) _____

friends. They 4) _____

fourteen years old. Their favourite colour

5) _____ blue.



- b) 1.12 Listen and check.

c) Read again and complete the sentences.

- Vanessa is _____ years old.
- Peter is Clara's _____.
- Clara and Peter are _____ years old.
- It's Vanessa's _____ today.
- Vanessa's favourite colours are _____.

Speaking & Writing

- 7 **Competences:** Write a text about you. Write: ■ *your name* ■ *age* ■ *favourite colour*. Tell the class.

PRESENTATION SKILLS

Present yourself and your friends to the class. Say:

■ *name* ■ *age* ■ *favourite colour*.

DID YOU KNOW?

In the UK the number 13 is an unlucky number. There is often no house with the number 13 in a street.



1.4

What's your ...?

Vocabulary

Telephone numbers

- 1 a) 1.13 Listen and read.



Stuart: What's your telephone number, Becky?
 Becky: (01772) 396882.
 Stuart: (01772) 396882?
 Becky: That's right.

- b) Write the following telephone numbers in words.

1 Betty – (01253) 524448

2 Mary – (01768) 239878

3 Tim – (01488) 695273

4 Alice – (020) 7327-6594

- c) Take roles. Use the telephone numbers in Ex. 1b to act out dialogues like the one in Ex. 1a. Then talk about your telephone numbers.

Grammar

What questions

- 2 a) Read the examples.

WHAT QUESTIONS

What's your name? Emma Clark.
 What's your telephone number? (0121) 222-6789.
 What's your address? 14, Oak Street.
 What's your email address? Emma@mail.com.

- b) Look at the information card and complete the questions and the answers.



Name: **Lauren Newton**

Address: **25, Maple Street**

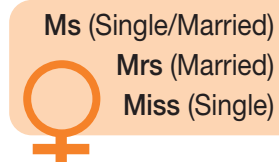
Telephone Number: **(0131) 395-6627**

Email Address: **Lauren@mail.com**

- 1 A: What's your _____?
 B: Lauren _____.
- 2 A: _____ address?
 B: 25, _____.
- 3 A: What's your _____?
 B: (0131) 395-_____.
- 4 A: _____ your _____?
 B: Lauren@_____.
 A: Thank you.

- c) Ask your partner questions and prepare a similar card about him/her.

- 3 Read the information. Which sentences (1-4) are correct? Put a tick (✓) or a cross (x).



Functions	
Correct (✓)	Incorrect (x)
• Hello, I'm Cathy.	• Hello, I'm Smith.
• Hello, I'm Cathy Brown.	• Hello, Mr Alex Smith.
• Hello, Ms Brown.	• Hello, Mr Alex.

- 1 Hello, I'm Mary. _____
- 2 Hello, Mrs Mary Stevens. _____
- 3 Hello, Ms Sanders. _____
- 4 Hello, I'm Blackwood. _____

Everyday English

Giving personal information

- 4** a) Complete the dialogue with the questions (A, B or C).

1.14 Listen and check.



A: Hello. Can I help you?
 B: Yes, I'd like to join the club.
 A: Certainly. **1)** _____
 B: Sandy Miller.
 A: Sorry? Can you spell your last name, please?
 B: M-I-double L-E-R.
 A: OK, Sandy. **2)** _____
 B: My address is 30, Park Street, Bradford, Yorkshire BD12 0NB.
 A: **3)** _____
 B: It's (0844) 832-5966 (oh-eight-four-four, eight-three-two, five-nine-six-six).
 A: OK. Here's your card. Welcome to the club.
 B: Thank you.

- A And your telephone number?
 B What's your name?
 C What's your address?

Reading

- b) Read the dialogue and complete the information card.

First Name: Sandy
 Last Name: **1)** _____
 Address: **2)** _____
 Telephone Number: **3)** _____

Study Skills

Listening for specific information

Before you listen, look at the blanks and try to predict what each missing word is (a noun, name, number, etc.). This will help you do the listening task.

Listening

Joining a DVD club

- 5** a) Look at the blanks. What kind of words are missing?

1.15 Listen and fill in the missing information on the membership card.

DVDLand		Membership Card	
First Name:	Jessica		
Last Name:	1) _____		
Age:	2) _____		
Address:	10, 3) _____ Street		
Town/City:	4) _____		
County:	5) _____		
Telephone Number:	6) _____		
Membership Number:	9215		

- b) Fill in a membership card for your partner.

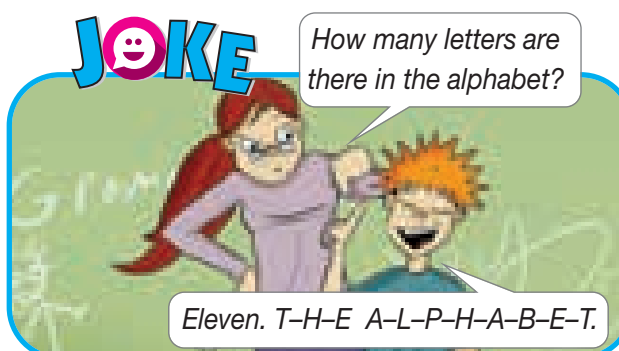
Speaking & Writing

- 6** Work in pairs.

Student A: You want to become a member of the DVDLand club.

Student B: You work at DVDLand.

Write your dialogue. Act out your dialogue. Use the dialogue in Ex. 4a as a model.



1.5 Where ... from?

Vocabulary

Countries, Continents & Nationalities

- 1 a)  1.16 Listen and repeat.



- b) In which continent is each country?

Canada is in North America.

- 2 a)  1.17 Listen and repeat.

Brazilian	French	Canadian	British	Greek
Mexican	Italian	Russian	Australian	American
Chilean	Chinese	Spanish	Egyptian	Turkish

- b) Match the countries to the nationalities.

Canada – Canadian

- c) Make sentences, as in the example.


The Canadian flag is red and white.

1.5

3 Write the correct nationality, as in the example.

- 1 Marta is from Brazil. She's Brazilian.
- 2 Pedro is from Spain. He's _____.
- 3 Giuseppe is from Italy. He's _____.
- 4 Laura is from Canada. She's _____.
- 5 Lee is from China. He's _____.
- 6 Olga is from Russia. She's _____.
- 7 Pierre is from France. He's _____.
- 8 Tony is from Chile. He's _____.
- 9 Anna is from Mexico. She's _____.
- 10 Mark is from the UK. He's _____.

Reading & Listening

4 a)  1.18 Listen and read the texts (A-D). Write the correct nationality.


- 1 Miguel is _____.
- 2 Brenda is _____.
- 3 Joe and Susan are _____.
- 4 May and Kim are _____.

b) Put the people in order from the youngest to the oldest.

Writing

5 **Competences:** Imagine you are a member of 'Our Global Village'. Complete the paragraph about yourself.

Hi! My name's 1) _____ and I'm 2) _____ years old. I'm from 3) _____. I'm 4) _____.



A



My name's Miguel and I'm 16 years old. I'm from Monterrey, Mexico. Football's my favourite sport.

B



My name's Brenda and I'm 14 years old. I'm from London, England.

C



Hi! I'm Joe. Susan is my sister. I'm 15 and she's 17. We're from Chile.

D



I'm May. I'm 18 and I'm from China. Kim's my friend. She's 19. She's from China, too.

1.6

People at work




Vocabulary

Jobs

- 1 a) Match the pictures to the jobs.

- 1 nurse
- 2 actor
- 3 astronaut
- 4 teacher
- 5 singer
- 6 pilot
- 7 waiter
- 8 doctor
- 9 actress
- 10 waitress

1.19 Listen and check, then repeat.



Singular
a + noun that starts with a consonant sound (b, c, d, etc.) *He is a doctor.*
an + noun that starts with a vowel sound (a, e, i, o, u)
He is an athlete.

Plural: noun + -s
We are doctors.

an, a or — ?

- 1 Olive is _____ actress.
- 2 Claire is _____ singer.
- 3 They are _____ pilots.
- 4 You are _____ student.

- b) Say, then write sentences, as in the example.

Brad is an astronaut.

Grammar

The verb *to be* (negative)

- 2 a) Study the table.

NEGATIVE

Full Form	Short Form
I am not a nurse.	I'm not a nurse.
You are not a doctor.	You aren't a doctor.
He } is not 12 years old.	He } isn't 12 years old.
She }	She }
It }	It }
We } are not students.	We } aren't students.
You }	You }
They }	They }

- b) Look at pictures A-J. Fill in the blanks with *is/isn't, aren't*.

- 1 Mark _____ a doctor.
- 2 Claire _____ a student.
- 3 Matt and Brad _____ singers.
- 4 John _____ a pilot.
- 5 Stan and Olive _____ nurses. Stan _____ an actor and Olive _____ an actress.

- c) Make the sentences true for you.

- 1 I _____ from Mexico.
- 2 My teacher _____ 30 years old.
- 3 I _____ American.
- 4 My friends _____ 12 years old.
- 5 I _____ a student.

1.6



Reading & Speaking

- 3** a) What do you know about the people in the pictures? What do they do?

- b) Read and match the texts (1-3) to the people (A-C).

1.20 Listen and check.

B

Angelina Jolie

She is from Los Angeles, California, USA. She is an actress. She is famous for playing Lara Croft. Her nickname is AJ or Catwoman. Her surname means 'pretty' in French. Her favourite colour is black.

A

She is from Houston, Texas, USA. She is a singer. Her nickname is Juju. Her favourite colour is gold.

C

Beyoncé Knowles-Carter

He is from Mogi das Cruzes, Brazil. He is a football player. His nickname is Juninho. His favourite colour is white. His football shirt number is 11.

Check these words

famous for, nickname, mean, pretty, gold, football shirt

Neymar da
Silva Santos
Junior

- 4** Correct the statements.

- 1 Angelina and Beyoncé are Brazilian.
- 2 Angelina's nickname is Juju.
- 3 Angelina and Neymar are singers.
- 4 Beyoncé's favourite colour is black.
- 5 Neymar's nickname is AJ.
- 6 Neymar is Spanish.

PRESENTATION SKILLS

Watch the VIDEO and read the text in Ex. 3b. Present the people to the class. Use photos.

Writing

- 5** **Competences:** Think of famous people. Write short texts about them. Write: full name town country job nickname favourite colour.



1 Culture Corner

Study Skills

Matching items

When you match items start with the ones you know and then work on the ones you are not sure of.

Countries


- 1 English is the official language of the seven countries below. Match the countries (1-7) to the flags (A-G).



- | | | |
|---|--------------------------|--------------------|
| 1 | <input type="checkbox"/> | the United States |
| 2 | <input type="checkbox"/> | Australia |
| 3 | <input type="checkbox"/> | Canada |
| 4 | <input type="checkbox"/> | Ireland |
| 5 | <input type="checkbox"/> | the United Kingdom |
| 6 | <input type="checkbox"/> | New Zealand |
| 7 | <input type="checkbox"/> | South Africa |

- 2 Use the colour guide and say what colours are on each country's flag.

New Zealand's flag is ...



Reading & Speaking

- 3 Read the following text. Which flag is it about?

The Union Jack

It is red, white and blue. It is three flags joined into one. These are: a white flag with a red cross, a blue flag with a white x and a white flag with a red x. They represent Saint George of England, Saint Andrew of Scotland, and Saint Patrick of Ireland.

Writing

- 4 **ICT** Draw your country's flag and write a short text about it. Write: ■ colour(s) ■ what it represents.

PRESENTATION SKILLS

Watch the **VIDEO**. Present the Union Jack and your country's flag to the class.

Self-Check

1

Vocabulary

1 Write the numbers.

- 0 11 **eleven**
 1 25 _____
 2 9 _____
 3 12 _____
 4 80 _____
 5 100 _____
 6 16 _____

6 x 1 = 6 points

2 Write the correct colour.

- 1  2  3 
 4  5  6 
 4 _____ 5 _____ 6 _____

6 x 1 = 6 points

3 Write the nationalities.


- 0 Canada **Canadian**
 1 the USA _____
 2 Brazil _____
 3 the UK _____
 4 Spain _____
 5 France _____
 6 Greece _____
 7 China _____
 8 Australia _____

8 x 1 = 8 points

4 Write the jobs.



- 1 _____ 2 _____ 3 _____



4 _____



5 _____

5 x 1 = 5 points

5 Circle the correct item.

- 1 Mexico is a **country** / continent in North America.
- 2 Anna is an **actress** / actor.
- 3 Bob's a **waitress** / waiter.
- 4 Maria is **Greek** / Greece.
- 5 Tony is **British** / America.
- 6 Her **first** / last name is Miller.
- 7 He's **Canadian** / Canada.
- 8 Peter is from **Brazil** / Brazilian.
- 9 Jenny is a nurse / **doctors**.
- 10 Fine / Nice to meet you.

10 x 1 = 10 points

Grammar

6 Write: *he, she, it, they*. Complete the correct subject/object pronoun.



- 1 _____'s Tom.
Look at _____.



- 2 _____ are friends.
Look at _____.



- 3 _____'s Stella.
Look at _____.



- 4 _____'s a ball.
Look at _____.

4 x 1 = 4 points

7 Write *a* or *an*.

- 1 He's _____ actor.
- 2 She's _____ waitress.
- 3 He's _____ doctor.
- 4 She's _____ actress.
- 5 He's _____ student.

5 x 1 = 5 points

8 Fill in: *am, 'm not, is, isn't, are, aren't*.

- 1 It _____ my birthday today.
- 2 My favourite colours _____ blue and green.
- 3 I'm not Italian. I _____ Greek.
- 4 Sandy _____ 16 years old. She's 15.
- 5 Paul and Sue _____ American. They're British.
- 6 I _____ 15 years old. I'm 14.

6 x 2 = 12 points



Self-Check

Everyday English

9 Choose the correct response.

- 1 A: Hello, I'm Becky.
B: a Hello, I'm Sue.
b Great!
- 2 A: Hi! How are you?
B: a See you.
b Not bad.
- 3 A: See you tomorrow.
B: a Nice to meet you.
b Take care.
- 4 A: What's your surname?
B: a Anna.
b Milles.

4 x 2 = 8 points

Listening

10 1.21 Listen and circle the correct response.


- 1 a This is Laura.
b I'm Jane.
- 2 a Nice to meet you.
b Great.
- 3 a 12, Apple Street.
b jane@mail.com.
- 4 a He's a nurse.
b No, he's Spanish.
- 5 a Nice to meet you.
b See you later.

5 x 3 = 15 points

Reading

11 Read the text and correct the sentences.

Hello. My name is Amy. I'm twelve years old. I'm from the UK. My favourite colour is blue and my favourite singer is Shakira. My best friend is Laura. She's twelve years old and she's Canadian. Be my email pal!



- 1 Amy is fifteen.
- 2 She's Canadian.
- 3 Her favourite colour is green.
- 4 Laura is her favourite singer.
- 5 Laura is from the UK.

5 x 2 = 10 points

Writing

12 **Competences:** Write a short email to Sam, your new English pen-friend (30 words).
Write:

- your name and age
- where you are from
- what your favourite colour is
- who your favourite singer is.

Use the text in Ex. 11 as a model.

11 points

TOTAL: 100 points

Competences

GOOD ✓

VERY GOOD ✓✓

EXCELLENT ✓✓✓

Now I can ...

Lexical Competence

Talk about:

- the alphabet
- numbers
- colours
- countries, continents & nationalities
- telephone numbers

Reading Competence

- complete sentences
- correct sentences

Listening Competence

- identify responses
- listen for specific information
- take notes

Speaking Competence

- greet people
- introduce people
- ask about names
- give personal information
- spell names
- give my telephone number & address

Presentation Skills

- present myself & my friends
- present famous people to the class
- present the Union Jack and my country's flag

Writing Competence

- write my profile
- write about famous people