

Upload

2

Student's Book & Workbook

Virginia Evans – Jenny Dooley



Express Publishing

Contents

Vocabulary	Grammar	Skills/Functions	Writing
------------	---------	------------------	---------



Comparisons (pp. 5-25)

1	physical appearance	comparative forms	<ul style="list-style-type: none"> describe people Reading: The Fantastic Four (gist) listen for specific information 	compare two comic book characters
2	character adjectives	linkers	<ul style="list-style-type: none"> compare people's characters Reading: Face Reading 	write about your face shape and character
3	clothes: patterns & styles	too/enough	<ul style="list-style-type: none"> describe clothes shop for a present 	write descriptions of people and their clothes
4	sports		<ul style="list-style-type: none"> agree/disagree Reading: The Williams Sisters read/listen for specific information 	write a short article comparing two famous people
5	hobbies		<ul style="list-style-type: none"> discuss likes/dislikes Reading: Family Ties read/listen for specific information 	write a short descriptive text about a person you admire
6	geographical features	the superlative	<ul style="list-style-type: none"> Reading: Extreme Earth read/listen for specific information 	write a quiz about places in the world
7	places in a city	comparative & superlative forms	<ul style="list-style-type: none"> Reading: Sister cities make comparisons pronounce /h/ silent /h/ 	write a short text about your city
8	means of transportation	comparisons	<ul style="list-style-type: none"> read for gist/main message listen for specific information buy a train ticket 	
9	types of buildings		<ul style="list-style-type: none"> describe location Reading: Building Big read for specific information 	<ul style="list-style-type: none"> complete a chart give a presentation on buildings
10	<ul style="list-style-type: none"> objects materials shapes 	order of adjectives	<ul style="list-style-type: none"> read/listen for specific information act out dialogues describe objects 	make a poster

Self-Check 1 (p. 26)



True stories (pp. 27-47)

1	weekend activities	was/were	<ul style="list-style-type: none"> read/listen for specific information talk about past activities 	write a short email
2	past activities	past simple (regular-affirmative)	<ul style="list-style-type: none"> Reading: Thanksgiving pronounce -ed endings 	give a speech as a pilgrim
3	ancient civilizations	past simple (irregular-affirmative)	<ul style="list-style-type: none"> Reading: The Aztecs (gist) summarize a text 	give a presentation on the Incas
4	accidents & disasters	past simple (negative/questions)	<ul style="list-style-type: none"> Reading: Chilling Coincidences give & react to bad news 	write an account of a fictional experience
5	jobs	wh-questions	<ul style="list-style-type: none"> Reading: Conquering Everest listen for specific information 	write a quiz about famous historical figures
6	the supernatural		<ul style="list-style-type: none"> Reading: Roswell: Case Not Closed intonation in yes/no/wh-questions 	write a story
7			<ul style="list-style-type: none"> read/listen for specific information narrate a story 	write a comic strip
8	animals		<ul style="list-style-type: none"> Reading: Alebrijes talk about past activities 	design a fictional animal
9	musical instruments/types of music		<ul style="list-style-type: none"> discuss past events Reading: Music US 	write a fact file about a famous musician
10			<ul style="list-style-type: none"> Reading: Presidents of the US read/listen for specific information 	write a short biography

Self-Check 2 (p. 48)

Vocabulary	Grammar	Skills/Functions	Writing
------------	---------	------------------	---------



Instructions & Regulations (pp. 49-69)

1	<ul style="list-style-type: none"> rooms furniture appliances 	the imperative	<ul style="list-style-type: none"> read for specific information compare/describe houses Reading: <i>The Walking House</i> 	write reasons to buy/rent a strange house
2	chores	<i>have to</i> (obligation)	<ul style="list-style-type: none"> read/listen for specific information 	write about your weekly chores
3	school rules	<i>must – must(n't)</i>	<ul style="list-style-type: none"> Reading: <i>School of Fame</i> read for gist/main message 	write a short list of school rules
4	good/bad neighbours	<ul style="list-style-type: none"> <i>must/must(n't)</i> <i>have to/don't have to</i> 	<ul style="list-style-type: none"> apologise/accept an apology listen for specific information 	write a list of rules for a block of flats
5	accidents	<i>should/shouldn't</i> (advice)	<ul style="list-style-type: none"> give advice Reading: <i>Jungle Survival Tips</i> 	write about safety on the Internet
6	body language	modals	<ul style="list-style-type: none"> read for gist/main message listen for specific information Reading: <i>Body Talk</i> 	<ul style="list-style-type: none"> write a leaflet of dos and don'ts for tourists give a presentation on body language in different countries
7	camping equipment	<i>can – can't</i>	<ul style="list-style-type: none"> talk/ask about rules Reading: <i>Go Camping</i> 	write an email giving news
8	public places & activities	<i>may – may not</i>	<ul style="list-style-type: none"> make suggestions read for gist/main message 	present signs from various places
9	public transport	modal verbs	<ul style="list-style-type: none"> Reading: <i>Station Safety</i> read/listen for specific information 	write a short leaflet about bike safety
10	environmental problems	suggestions	<ul style="list-style-type: none"> read/listen for specific information make suggestions Reading: <i>Did you know?</i> 	write an email making suggestions

Self-Check 3 (p. 70)



Plans & predictions (pp. 71-91)

1	holiday activities	<i>be going to</i> (affirmative)	<ul style="list-style-type: none"> read/listen for specific information Reading: an email 	write about your planned holiday activities
2	eco-tourism activities	<i>be going to</i> (negative & interrogative)	<ul style="list-style-type: none"> read for specific information talk about weekend activities 	write about someone's planned weekend activities
3	weather		<ul style="list-style-type: none"> read/listen for specific information talk about the weather Reading: a cartoon strip 	give a presentation on weather conditions around the world
4	New Year's resolutions		<ul style="list-style-type: none"> read/listen for gist intonation in expressing surprise Reading: <i>Charlie's blog</i> 	post comments on a blog
5	the future	<i>will</i> (affirmative, negative & interrogative)	<ul style="list-style-type: none"> express certainty/uncertainty Reading: <i>What the future holds</i> 	write five predictions about the future
6	predictions	<i>will – wh-questions</i>	<ul style="list-style-type: none"> make predictions Reading: <i>The fortune-teller</i> 	write predictions about the future of a famous person
7	compass points/ locations		<ul style="list-style-type: none"> book a flight Reading: <i>Chile Tours</i> 	write a travel itinerary
8	robot abilities	<i>will – predictions</i>	<ul style="list-style-type: none"> read/listen for specific information Reading: <i>Robot School</i> 	<ul style="list-style-type: none"> give a presentation on a robot design a robot of the future
9	stages of life	<i>will – be going to</i>	<ul style="list-style-type: none"> read for gist/specific information Reading: a dialogue 	write five predictions about your future
10	jobs		<ul style="list-style-type: none"> talk about/research jobs Reading: <i>Teenage Millionaire</i> 	write about your dream career

Self-Check 4 (p. 92)

Cultural & Curricular Section (pp. 93-101), Workbook: Vocabulary & Grammar Practice (pp. 102-117), Grammar Reference (GR1- GR4), Rules for Punctuation (GR5), Word List (WL1 - WL6), Irregular Verbs

Before you start ...

- What's a typical Monday like for you?
- What do you like doing in your free time?

What's in the module?



Vocabulary

- people's physical appearance
- people's character
- clothes: patterns & styles
- sports
- hobbies
- geographical features
- places in a city
- means of transport
- types of buildings
- objects
- materials & shapes

Grammar

- comparative forms
- linkers
- *too, enough*
- the superlative
- order of adjectives

Skills

- describe people's looks & character
- shop for a present
- compare people
- describe people's clothes
- agree/disagree
- talk about hobbies and likes/dislikes
- brainstorm for ideas
- compare places
- describe places using adjectives
- /h/ pronounced/silent
- buy a train ticket
- describe location
- give directions
- describe objects
- describe lost property



Writing

- sentences comparing comic book characters
- sentences comparing family members
- a description of family members and their clothes
- a short article comparing two famous people from your country
- a paragraph about the family member you admire most
- a quiz about places in the world
- a text describing a city in your country
- a poster about famous buildings in your country
- a paragraph describing souvenirs

Find the page numbers for ...

- a street map
- a spidergram
- a superhero team

1.1

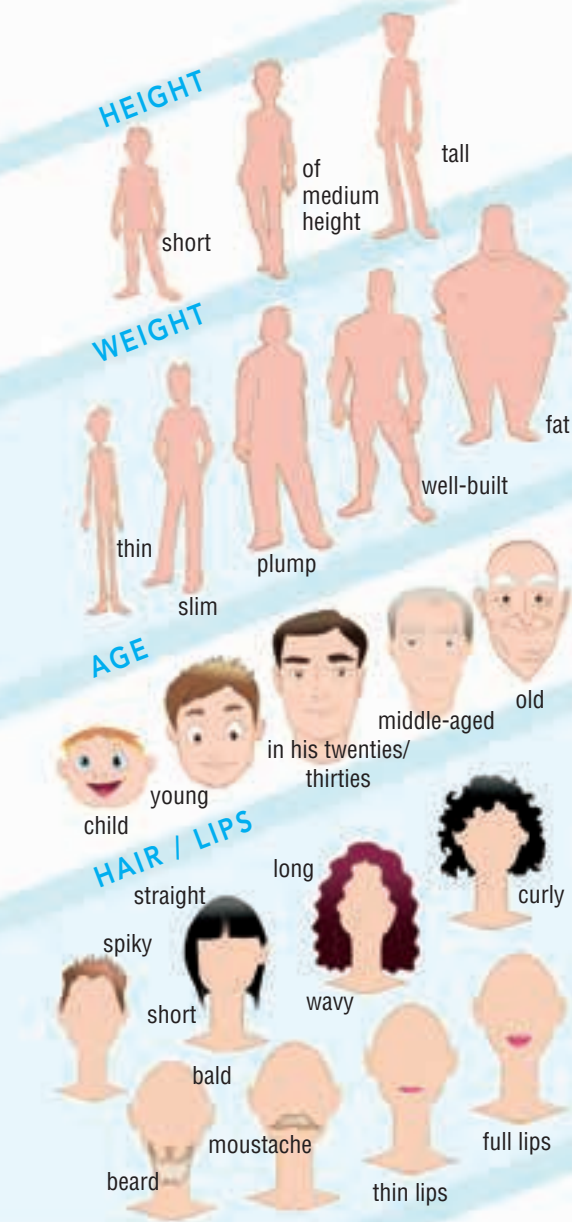
Looks

Vocabulary

Physical appearance

1

a)  Listen and say.



A

Reed Richards is a genius and he is the leader of the Fantastic Four. He's the husband of Susan Storm and he can change his body into any shape. He can become thinner than a needle or stretch about 3 miles.

B

Susan Storm is the second in command. She's beautiful and powerful, but she can be very dangerous to her enemies. How? She can disappear at any time. She's Reed Richards' wife.

C

Johnny Storm is the younger brother of Susan Storm and the youngest in the group. He can fly faster than sound, control fire and surround himself with fire. He's good friends with Spider-Man.

D

Ben Grimm is a professional pilot. His great sense of humour, blue eyes, orange body and famous battle cry "It's clobberin' time" make him a very popular character. He's very strong and is friends with Reed Richards.

b) Look at the text. The characters in the picture are from an adventure movie.

Who's ...


- 1 tall, fat, and bald with full lips?
- 2 of average height, well-built, with very short brown hair?
- 3 young, thin, of medium height, with long straight fair hair and full lips?
- 4 young, tall, and slim with brown spiky hair and thin lips?

Check these words

genius, leader, change, shape, become, needle, stretch, mile, second in command, powerful, disappear, group, sound, control, fire, surround, professional, sense of humour, famous, battle cry

Reading

2

- a)  Listen and read the texts (A-D) and match them to the characters (1-4) in the picture. Which words/phrases helped you decide?
- b) Choose a character and present him/her to the class.

Grammar

Comparative forms

3 a) Study the theory.

short adjectives: adjective + -er + than

*Johnny is **younger** than Susan.*

long adjectives: more + adjective + than

*Ben is **more powerful** than Reed.*


Spelling rules

- adjective + -er *tall – taller*
- adjective ending in -e + -r *large – larger*
- adjective ending in vowel + consonant → double the last consonant + -er *big – bigger*
- adjective ending in -y → -y + -ier *heavy – heavier*

Irregular forms

good – better, bad – worse, much/many – more, little – less

b) Look at the pictures and write complete sentences.



- 1 John/tall/Fred *John is taller than Fred.*
- 2 Bob/thin/Fred _____
- 3 John's hair/short/Fred's hair _____
- 4 Fred/young/John _____
- 5 John/funny/Fred _____
- 6 Fred/heavy/Bob _____
- 7 Bob/good at basketball/John _____
- 8 Fred/serious/John _____
- 9 Fred/short/Bob _____
- 10 Bob/old/John _____

STUDY SKILLS

Anticipating information

Before you listen, look at the visual prompts carefully and think about which descriptive words you expect to hear. This will help you do the task.

Listening & Speaking

4 a) Listen to John talking about his family members and relatives. How are the people in the pictures related to him?



- 1 *uncle*
- 2 _____
- 3 _____
- 4 _____
- 5 _____
- 6 _____

b) Use the adjectives in the list to compare members of your family or friends.

- old • tall • short • thin • fat • heavy • funny
- young • long • dark • handsome • pretty

My dad is older than my mum.

Writing

5 **THINK** Think of two of your favourite comic book characters. Write five sentences comparing them. Use the adjectives in Ex. 4b as well as your own ideas.



Vocabulary

Character adjectives

1 Listen and say.

THINK Which adjectives are **positive**? Which are **negative**? Which ones best describe your best friend?

2 Match the character adjectives (1-10) to the descriptions (a-j). Then make sentences, as in the example.

1 <input type="text"/> d	generous	6 <input type="text"/>	reliable
2 <input type="text"/>	honest	7 <input type="text"/>	sensitive
3 <input type="text"/>	ambitious	8 <input type="text"/>	outgoing
4 <input type="text"/>	stubborn	9 <input type="text"/>	greedy
5 <input type="text"/>	aggressive	10 <input type="text"/>	polite

- a likes meeting people
- b gets upset easily
- c often behaves angrily
- d likes giving things to others
- e refuses to change his/her mind
- f wants to be successful
- g always tells the truth
- h has good manners
- i does what he/she promises to do
- j always wants more than he/she needs

My sister is generous. She likes giving things to others.

Grammar

Linkers

3 Read the table. Then rewrite sentences 2-5 using appropriate linkers.

AND, ALSO, AS WELL AS	BUT, ALTHOUGH
To join similar qualities (both positive or both negative), we can use and , as well as or also . <i>She is generous. She is honest.</i> <i>She is generous and honest.</i> <i>She is generous as well as honest.</i> <i>She's generous. She's also honest.</i>	To join opposing qualities (one positive, one negative), we use but , although , etc. <i>He is sociable. He can be shy at times.</i> <i>He is sociable, but he can be shy at times.</i> <i>Although he is sociable, he can be shy at times.</i>

- 1 She is reliable. She can be forgetful at times.
She's reliable, but she can be forgetful at times.
- 2 He is honest. He is generous. _____
- 3 She is outgoing. She can be aggressive. _____
- 4 She is hardworking. She can be noisy at times. _____
- 5 She is lazy. She is greedy. _____

Reading

- 4 a) Look at the pictures. What does each person's face say about their character?
 Listen and read to find out. Do you agree?

Check these words

square, suggest, lose your temper, cool off, smart, sharp mind, skilled hands, scientist, mechanic, engineer, labourer, triangular, upside-down, forehead, trust, journalist, politician, secure, behave, peers, respect, finance, catering, sales, banking, oblong, succeed

FACE READING

*Are you honest, patient, polite, or shy?
 You may not know it,
 but your face and body shape tell all.*



A

Square – physical

Are you well-built with a square face and square head? Your body shape suggests that you like sports. You are ambitious and lose your temper easily, but you cool off just as quickly. You are also very smart. Your sharp mind and

skilled hands make you a good scientist, mechanic, engineer or labourer.



B

Triangular – mental

A head that looks like an upside-down triangle, a thin body shape, and a wide forehead suggest you are very intelligent. You are also creative and sensitive. You don't trust others easily.

You can be a successful writer, journalist or politician.

Round – emotional

Is the shape of your face and body round? Then you're sensitive and honest. You need to feel secure and behave like a 'mother' to your peers. You are good with money and respect family life. You can do well in finance, catering, sales and banking.



C

Oblong – practical

Your oblong-shaped face and long body suggest you are intelligent and ambitious. People think you are greedy, but you want to lead a comfortable life. You work long hours and try to succeed. You can do well as an actor or model.



D

- b) Read again and complete the chart. Then use the completed chart to present each face shape.

FACE	TRAITS	OCCUPATIONS
square	ambitious	scientist



Now use the chart to read your partner's face. Report to the class.

Speaking & Writing

- 5 a) Look at the chart and compare the people.

Meg is polite. Nick is more polite than Meg.

	Meg	Nick
polite	★	★ ★
noisy	★	★ ★
smart	★ ★	★
sociable	★ ★	★

- b) Use adjectives from Exs 1 & 2 to compare your classmates, friends or family members. Tell your partner.

My mum is more patient than my dad.

- c) **THINK** What's the shape of your face? What are you like? Spend three minutes to write a few sentences about yourself. Does your description match the one in the text?

1.3

Trends

polka-dot

plain

striped

flowery

checked

patterned

Vocabulary

Clothes: patterns & styles

1

- Listen and say.
- Take a minute to write as many clothes as you can think of. Compare with your partner.
- Choose a person from the picture on the right and describe his/her clothes.

Brian's wearing a plain T-shirt, ...

Everyday English

Shopping for a present

2

- Read the first exchange in the dialogue. Where is Peggy? Why is she there?
Listen and read to find out.

Peggy: Excuse me. How much is this jumper?
Clerk: The striped one? It's €60.
Peggy: Hm, that's a little bit too expensive.
Clerk: How about this plain blue one?
Peggy: That's nice. How much is it?
Clerk: It's on sale. It's only €25.
Peggy: Oh, that's fine. Do you have it in a bigger size?
This is a small.
Clerk: Yes, here you are. Would you like to try it on?
Peggy: No, thank you. It's not for me. It's for my friend. It's her birthday today.
Clerk: OK. Would you like me to gift wrap it for you?
Peggy: Yes. Thank you.

Check these words

expensive, on sale, cheap, size, try on, gift wrap

FORMAL

Patrick

Emma

Brian

Carol

long

flat

baggy

tight

high-heeled

CASUAL

b) Read the dialogue and complete the sentences. Use up to three words.

- 1 The striped jumper costs _____.
- 2 Peggy thinks the striped jumper is _____.
- 3 The plain blue jumper is _____ the striped jumper.
- 4 Peggy wants a _____ size.
- 5 The jumper is for _____.
- 6 Peggy decides to buy the _____ jumper.

c) 🙄🙄 Read the dialogue aloud in pairs.

Grammar

Too/Enough

3 a) Read the theory. Then complete exchanges 1-5 with *too/enough*.

too + adjective/adverb (+ full infinitive)

The shoes are too expensive. (I can't buy them.)

Rob is too young to drive. (Rob isn't allowed to drive.)

adjective/adverb + **enough** (+ full infinitive)


enough + noun (+ full infinitive)

These shoes are cheap enough. (I can buy them.)

I have enough money to buy these shoes. (I can buy them.)

- 1 A: What do you think of this dress? Is it **too** short?
B: No, not at all. I think it's long _____.
- 2 A: Why don't you buy her a pair of earrings?
B: She has _____ many earrings already.
- 3 A: How about this scarf? It's only £10.
B: Why not? The colour is nice and it's cheap _____.
- 4 A: Do you like these trousers?
B: No, they are _____ casual for a wedding.
- 5 A: This skirt is very trendy.
B: It is, but it's _____ tight.

b) What's wrong with the people's clothes? Make sentences.



Listening & Speaking

4 a) 🔄 Listen to the dialogue. Which of the girls in the picture is it about?

Jenny: Who's that girl, Bob?

Bob: Which one?

Jenny: The one with the straight blonde hair wearing the flowery blouse and the tight jeans.

Bob: Oh, that's my cousin, Laura. We call her Brains.

Jenny: Brains? Why?

Bob: Because she's the smartest one in the family. She's very kind and friendly, too.

b) 🙄🙄 Find family pictures. Act out dialogues to find out the names of the people in the pictures. Use the dialogue in Ex. 4a as a model.

Writing

5 Now use the pictures to write descriptions of the people in your family and their clothes.

This is a picture of my mum and my cousin, Billy. They have fair hair and blue eyes. My mum is wearing a red and white striped T-shirt and white shorts. Billy is wearing a plain white T-shirt and jeans.

