



Contents

Hello!	p. 2
Module 1	Time for School	p. 6
Module 2	Fun with Toys.....	p. 16
STEAM 1	p. 26
Module 3	Family Fun	p. 28
Module 4	My House.....	p. 38
STEAM 2	p. 48
Module 5	Move your Body	p. 50
Module 6	I Love Animals	p. 60
STEAM 3	p. 70
Module 7	Yummy Food	p. 72
Module 8	Dress for the Weather	p. 82
STEAM 4	p. 92
• Activities for Early Finishers ...		p. 94
• Round-up		p. 102

HAPPY TOONS

1



Activity Book

Jenny Dooley - Steve Dooley



Hello!

EDYCJA MIĘDZYNAODOWA

1 Look. Match.

Hello! I'm Sofia!

1 c

Hi! We're Troy and Eddy!

2 o



a

b

c


d

3 o

My name is Mia. Hi!

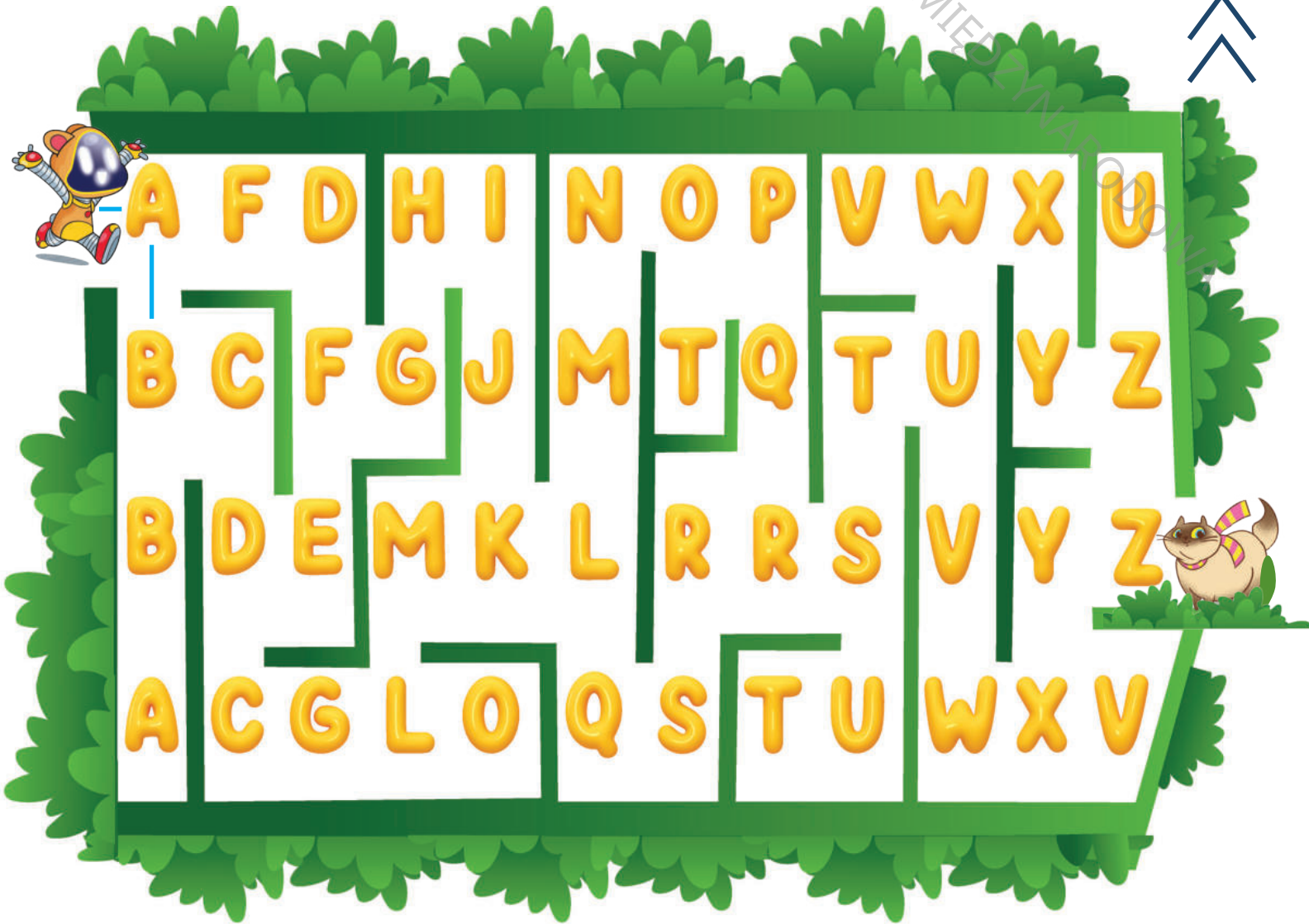
4 o

Hello! We're Digi, Alex and Nala!



EDYGA MIECZAK

2 Help Digi go to Nala. Follow the correct alphabet order.



3 Draw a picture of yourself. Write.

Hello! I'm _____!



Structures: Hello! What's your name? – (Susan). – How do you spell it?

1 Find. Circle.

1 FIVE 5 3 9

2 TEN 1 4 10

3 NINE 2 9 4

4 THREE 7 3 8

5 EIGHT 6 8 1

6 FOUR 5 2 4

7 TWO 2 7 10

8 SIX 9 8 6





2 Write.




I'm seven. How old are you?

I'm _____ .

3 Listen. Colour.



4 Look. Write A or B.



1 Open your book!

A

3 Sit down!

—

2 Close the door!

—

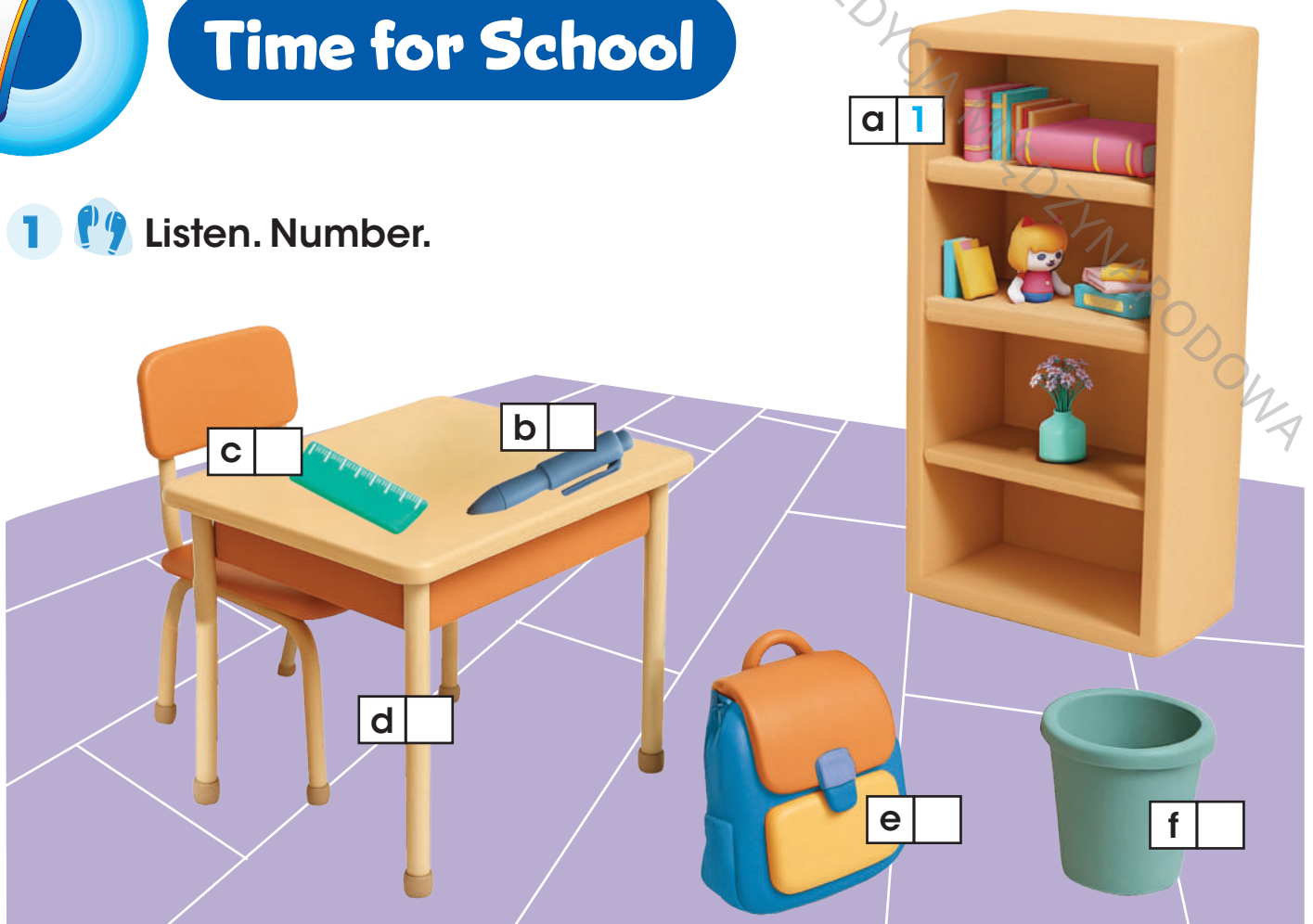
4 Stand up!

—


1

Time for School

1 Listen. Number.

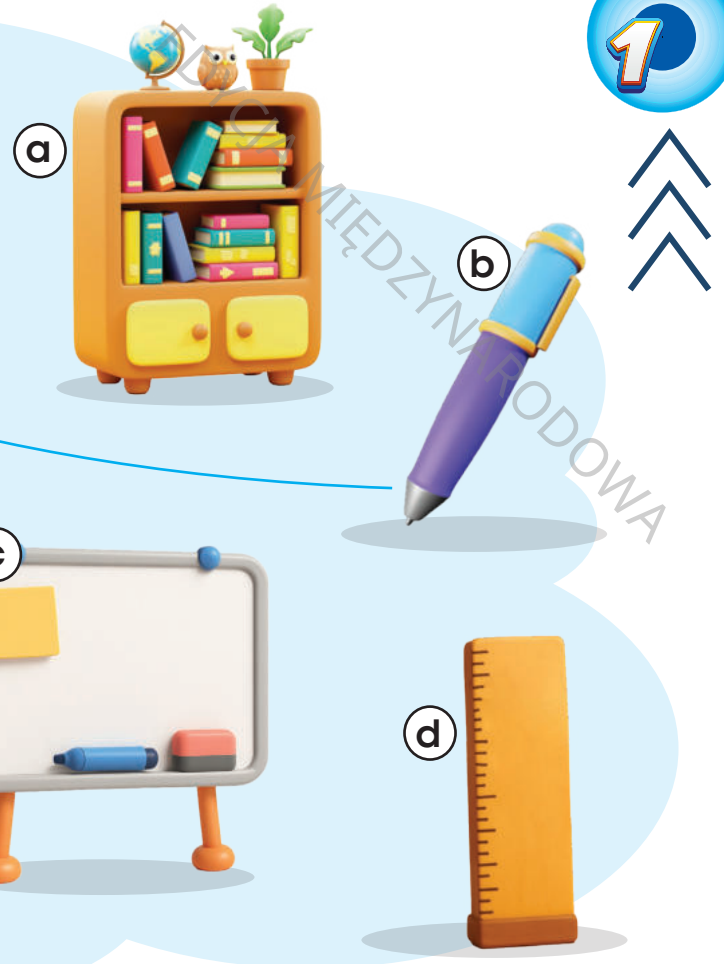


2 Which is different? Circle.

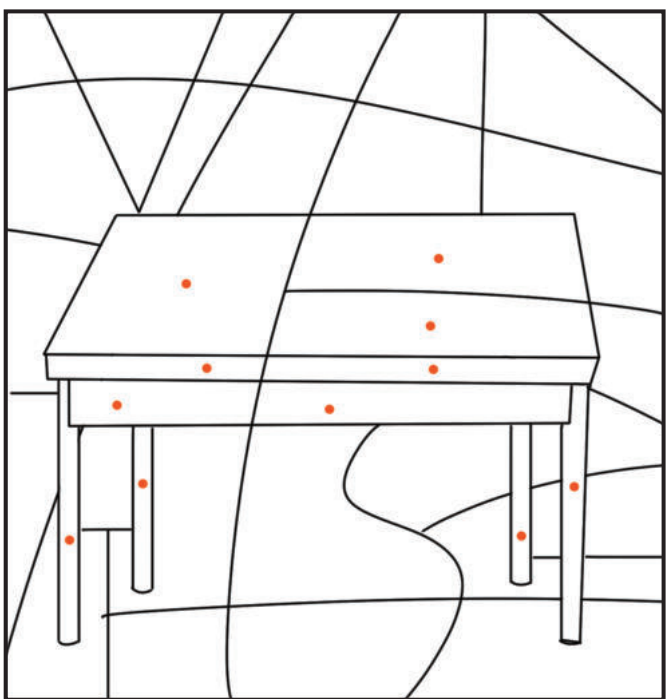


3 Complete. Match.

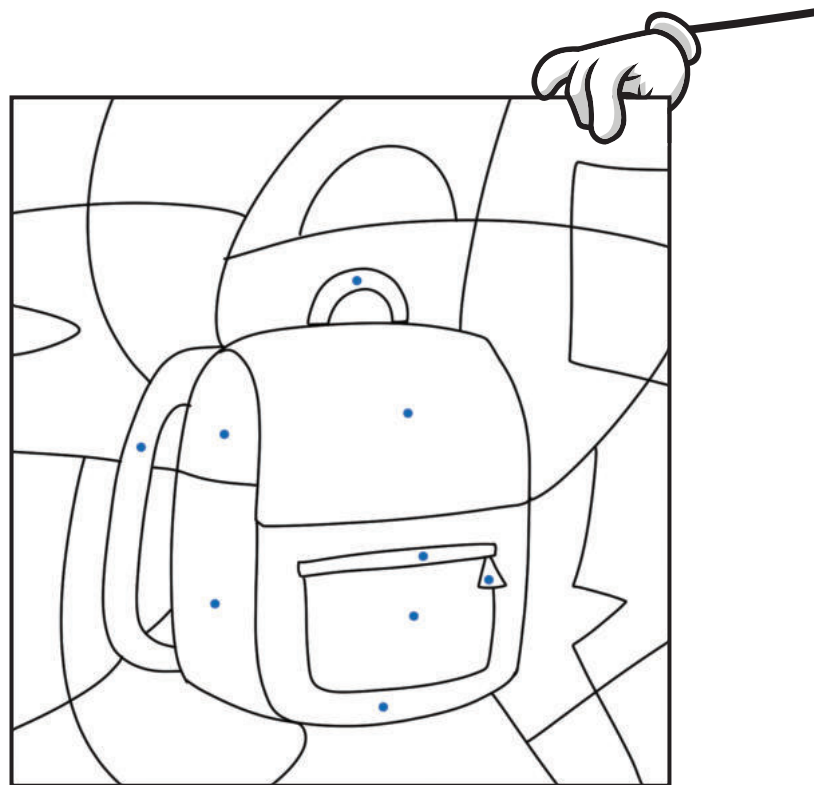
- 1 A: What's this?
B: It's a pen.
- 2 A: What's this?
B: It's a r e .
- 3 A: What's this?
B: It's a b kc e.
- 4 A: What's this?
B: It's a b d.



4 What's this? Colour. Write.



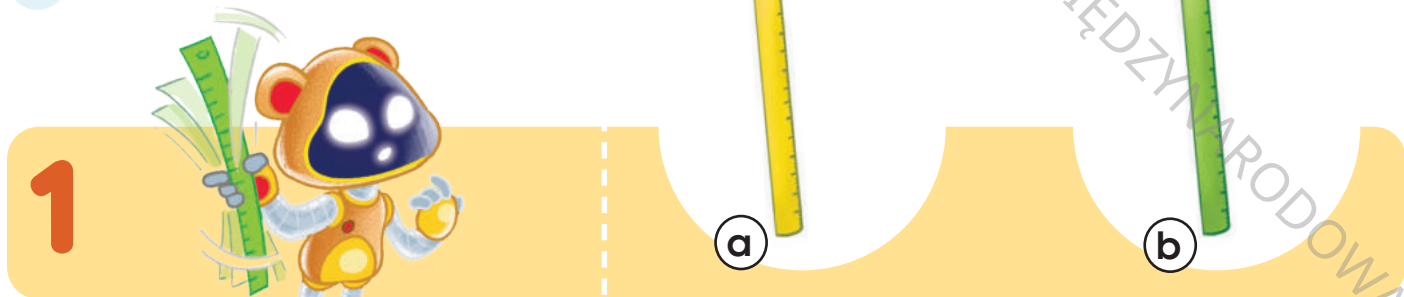
1 It's a _____.




2 It's a _____.

1 A new friend

1 Look. Circle.



2 Follow. Colour the school things from the story.





EDYCJA MIĘDZYKULTUROWA

3 Look. Choose.



You are a very good friend!
A

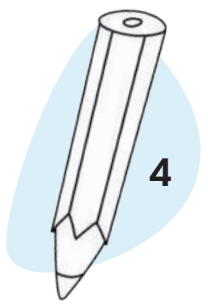
Let's find a schoolbag!
B



4 Match. Colour. Listen and check.

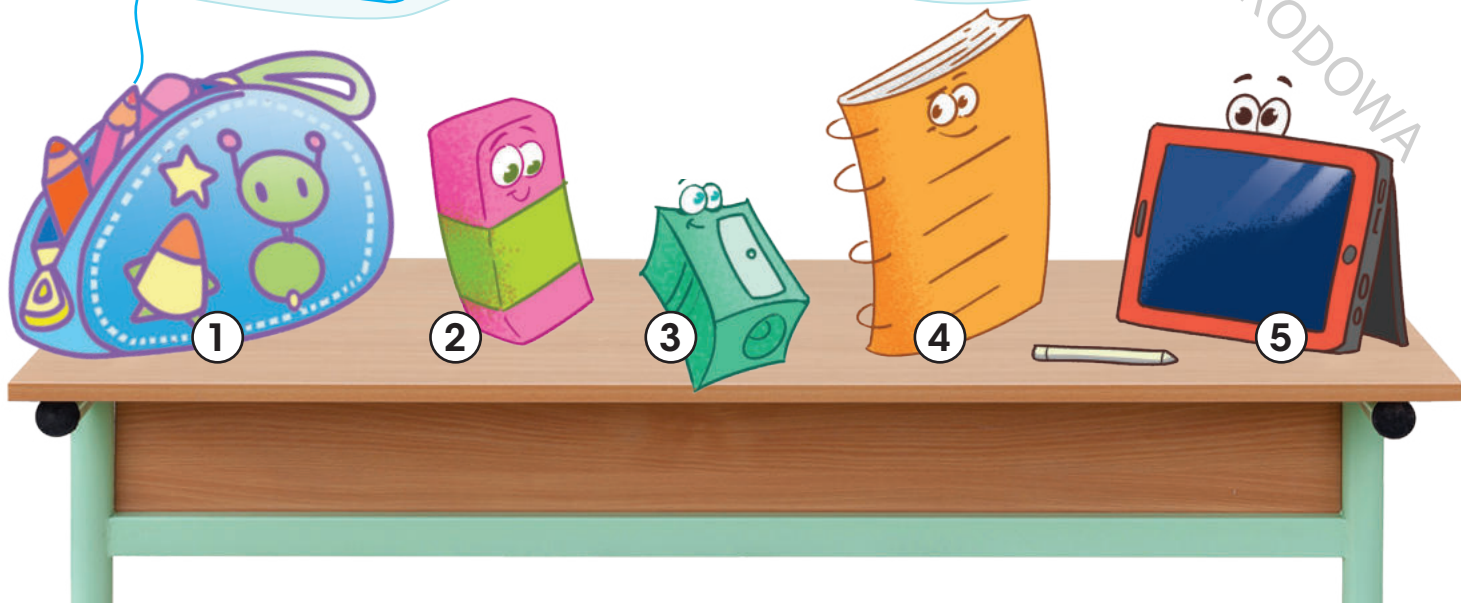
p

b



1 Find. Draw lines. Match.

pencil case notebook rubbers sharpener tablet



2 What's next? Match.

1					a	
2					b	
3					c	



EDYCJA MIĘDZYNARODOWA

3 Listen. Choose.

1

a **b**

2

a **b**

4 Write the words. Look and tick (✓).

a	b	c	e	k	l	n	o	r	t	u	y
1	2	3	4	5	6	7	8	9	10	11	12

1

Is it a $\frac{r}{9}$ $\frac{u}{11}$ $\frac{b}{2}$ $\frac{b}{2}$ $\frac{e}{4}$ $\frac{r}{9}$?

a Yes, it is. **b** No, it isn't.

2

Is it a $\frac{\quad}{3}$ $\frac{\quad}{9}$ $\frac{\quad}{1}$ $\frac{\quad}{12}$ $\frac{\quad}{8}$ $\frac{\quad}{7}$?

a Yes, it is. **b** No, it isn't.

3

Is it a $\frac{\quad}{10}$ $\frac{\quad}{1}$ $\frac{\quad}{2}$ $\frac{\quad}{6}$ $\frac{\quad}{4}$ $\frac{\quad}{10}$?

a Yes, it is. **b** No, it isn't.

4


Is it a $\frac{\quad}{2}$ $\frac{\quad}{8}$ $\frac{\quad}{8}$ $\frac{\quad}{5}$?

a Yes, it is. **b** No, it isn't.



1 Look. Colour.

- 1 The desk is green.
- 2 The schoolbag is pink.
- 3 The pencil case is red.
- 4 The ruler is blue.
- 5 The pencil is yellow.




2 Draw three school things. Write.

It's a _____, _____

1 Colour the picture. Use primary colours.



2 Colour the picture. Use secondary colours.


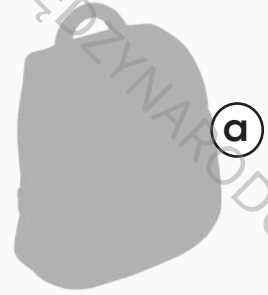







MODULE CHECK 1

EDYCJA MIĘDZYNARODOWA

1 Draw lines. Match.




2 Look. Number.

1 pencil case

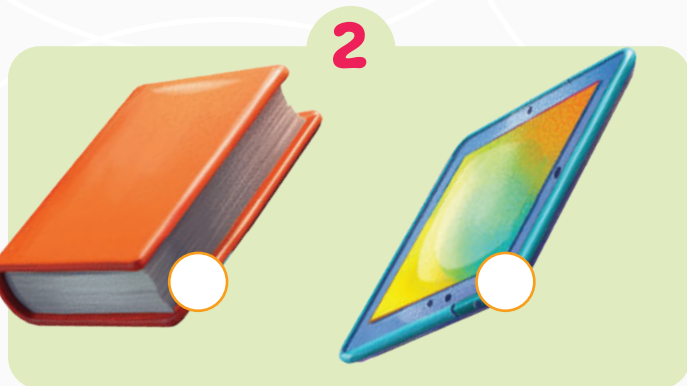
2 book

3 sharpener

4 tablet






3 Listen. Tick (✓).




4 Look. Complete.



Hi! My name's Kim. Look! My 1)  n o t e b o o k

and my 2)  p n c l c s e. This is my 3) 

sh r p n r and this is my 4)  r l r. I'm

ready for school!



CAR RACE



Let's Think!


1 **Think** Look. Choose.




fast
slow



fast
slow

2  Put your toy cars in two groups, *BIG* or *small*.



Big



Small

Let's Make!

What you need:



• a balloon




• a straw



• tape




• a toy car

- 3  Help your friend understand what to do. Point to the pictures and explain.

STEP 1



STEP 2



STEP 4



STEP 3



Let's Evaluate!




- 4  Which cars are fast? Which cars are slow?




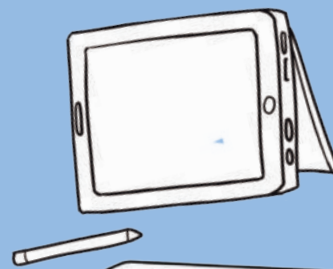

Activities for Early Finishers

1

Write 6 school things in A-B-C order.



Colour the pictures that begin with the same letter.



HAPPY TOONS

1



FOR PUPILS

- Pupil's Book with DigiBooks app
- Activity Book with DigiBooks app and extra online practice



FOR TEACHERS

- Teacher's Book (*Interleaved*)
- Picture Flashcards
- Posters
- Class Audio (*Downloadable*)
- Teacher's Resource Material (*Downloadable*)
- DigiWB



Welcome to an exciting world of language learning!

HappyToons is an engaging primary course with a strong focus on real-life **values** and **social** and **emotional** skills. The age-related content establishes a positive attitude towards learning and encourages young learners to become confident, inquisitive and kind!

Developing Future Skills

Pupils are offered the chance to **practise mediation skills** in the new language, **think critically, collaborate** and **be creative** – all essential for the fast-evolving world they live in!

Exploring Social and Emotional Skills and Values

Modules are based around **real-life learning experiences**, taking into consideration pupils' feelings, social behaviour and habits, setting young learners up for academic success and life in general!

Inspiring, Supporting and Guiding Every Learner

Humorous and interesting characters, interactive activities, **3D** animated stories, captivating videos and user-friendly digital resources nurture a love of learning as well as boost linguistic confidence and learners' autonomy!

ISBN 978-1-3992-1952-5



9 781399 219525