

My Alphabet

1 Posłuchaj, wskaż i powiedz. 🎧 ✋ 🗣️



A a
ant



B b
bat



C c
cap

2 Posłuchaj i powiedz. 🎧 🗣️

Hello, I'm **A**нна the **a**nt.



Hello, I'm **B**ertie the **b**at.





Hello, I'm **C**arlos the **C**ap.




- 1 Listen and point to the letters and the words. Then say.
- 2 Listen, follow the words and say the sentences. Then colour in the letters.

3 Napisz. 



4 Popatrz i napisz. 



3 Write the letters.

4 Look and write the missing letters. Then point and say.



My Alphabet





5 Napisz. 

A A a a

B B b b

C C c c

6 Otocz kółkiem te same litery. 



- 5 Write the letters.
6 Circle the same letter in upper and lower case.





7 Połącz. Następnie napisz.

Activity 7: Letter matching and word completion.

Row 1 (Ant): A box with an ant illustration is connected by arrows to boxes containing the letters 'a', 'n', and 't'. A final box contains the word 'ant' with the 'a' underlined.

Row 2 (Bat): A box with a bat illustration is followed by boxes containing the letters 'b', 't', and a box with the suffix 'at'.

Row 3 (Cap): A box with a green cap illustration is followed by boxes containing the letters 'c', 'a', 'p', and a box with the suffix 'ap'.

8 Napisz po śladzie. Następnie znajdź i wklej naklejki.



a red ant



a yellow bat



a green cap

7 Look and join the letters. Then write the missing letters.

8 Trace the words. Then find the stickers.

d f
e

My Alphabet

1 Posłuchaj, wskaż i powiedz. 🎧👉👶



2 Posłuchaj i powiedz. 🎧👶

It's **D**anny the **d**uck.




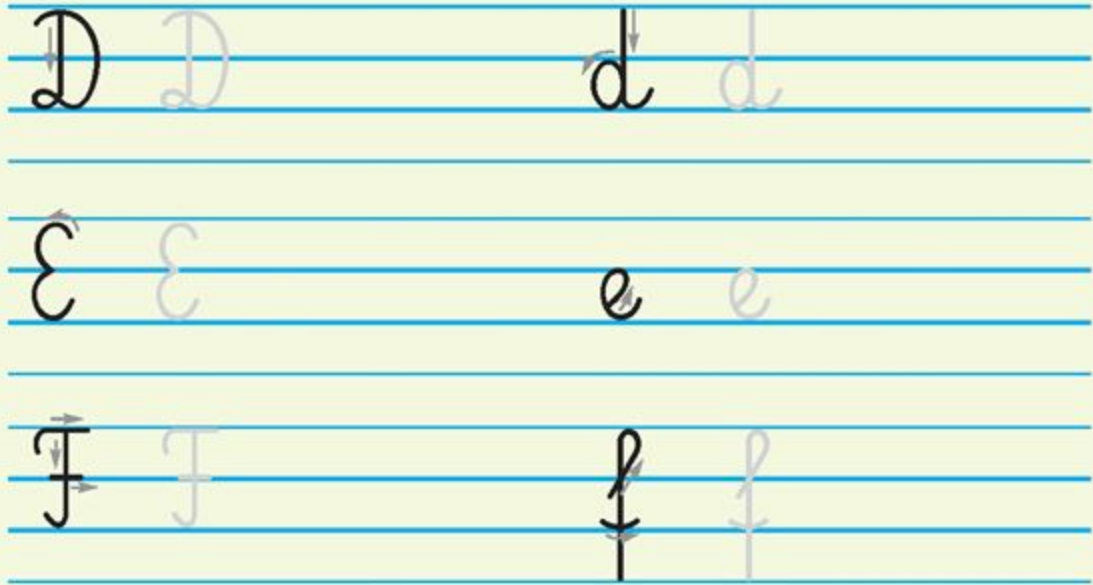
It's **E**lvis the **e**lf.




It's **F**lora the **f**lower.



3 Napisz. 



4 Popatrz i napisz. 



- 3 Write the letters.
- 4 Look and write the missing letters. Then point and say.

d f
e

My Alphabet

5 Napisz. 

D D d d

E E e e

F F f f

6 Napisz. 

- Write the letters.
- Write the correct letter.