

New Fairyland 3

Pupil's Book


Jenny Dooley – Virginia Evans



Express Publishing



CONTENTS



Theme Song (pp. 4-5)

Vocabulary

Grammar

Phonics

Project

Module 1

Unit 1

(pp. 6-11)

- introductions
- greetings
- numbers (1-10)
- colours

- I'm ...
- What's ...?
- Who's that?
- That's ...

- **a**
My **name** is **Jane**
and this is **Dave**.

- A project about yourself

Unit 2

(pp. 12-17)

- school items
- commands

- a/an
- this/that
- plurals (-s)
- possessive case

- **x**
Look! A red **fox** in
a blue **box**.

- A project about your school items

Troll Tales! Episode 1 (p. 18)

Go Green! 1 (p. 19)

Our World (p. 20) 

Checkpoint 1 (p. 21)

Module 2

Unit 3

(pp. 22-27)

- family members
- numbers (11-20)
- jobs

- the verb 'to be'

- **oo**
Grandma's at
the **zoo** and the
kangaroos, **too**!

- A family tree

Unit 4

(pp. 28-33)

- toys
- birthdays

- these/those
- plurals (-es, -ies)

- **p**
Look! It's a **panda**
in a **purple party**
hat.

- A birthday card

Troll Tales! Episode 2 (p. 34)

Go Green! 2 (p. 35)

Our World (p. 36) 

Checkpoint 2 (p. 37)

Module 3

Unit 5

(pp. 38-43)

- things in a house

- possessive adjectives
- prepositions of place

- **b**
A **big brown bear**
in the **bath**.

- A project about your room

Unit 6

(pp. 44-49)

- rooms
- things in a house

- there is/are

- **all**
The **small ball** is
on the **wall**.

- A project about your house

Troll Tales! Episode 3 (p. 50)

Go Green! 3 (p. 51)

Our World (p. 52) 

Checkpoint 3 (p. 53)

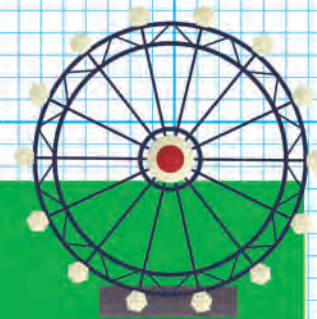
KEY TO SYMBOLS

 : Pairwork

 : Groupwork

 : Cross-curricular links

 : Thinking skills




Vocabulary

Grammar


Phonics

Project


Module 4

Unit 7 (pp. 54-59)	<ul style="list-style-type: none"> parts of the body appearance 	<ul style="list-style-type: none"> the verb 'have got' plurals (irregular) 	<ul style="list-style-type: none"> ou Monty the mouse has got a big mouth! 	<ul style="list-style-type: none"> A project about your favourite cartoon character
Unit 8 (pp. 60-65)	<ul style="list-style-type: none"> activities 	<ul style="list-style-type: none"> the verb 'can' 	<ul style="list-style-type: none"> c The circus clown can colour the circles. 	<ul style="list-style-type: none"> A project about what you can do
Troll Tales! Episode 4 (p. 66) Go Green! 4 (p. 67)		Our World (p. 68)  Checkpoint 4 (p. 69)		

Module 5

Unit 9 (pp. 70-75)	<ul style="list-style-type: none"> clothes the weather 	<ul style="list-style-type: none"> present continuous (affirmative) 	<ul style="list-style-type: none"> sh His shirt is too short and his shorts are too long! 	<ul style="list-style-type: none"> A project about your magic moments
Unit 10 (pp. 76-81)	<ul style="list-style-type: none"> wild animals farm animals actions 	<ul style="list-style-type: none"> present continuous (all forms) 	<ul style="list-style-type: none"> r Are you wearing rainers on the rfarm? 	<ul style="list-style-type: none"> A letter
Troll Tales! Episode 5 (p. 82) Go Green! 5 (p. 83)		Our World (p. 84)  Checkpoint 5 (p. 85)		

Module 6

Unit 11 (pp. 86-91)	<ul style="list-style-type: none"> food time 	<ul style="list-style-type: none"> present simple (like) a/an/some/any 	<ul style="list-style-type: none"> ea Dean is eating chocolate ice cream. 	<ul style="list-style-type: none"> A project about your favourite meal
Unit 12 (pp. 92-97)	<ul style="list-style-type: none"> daily routine days of the week seasons 	<ul style="list-style-type: none"> present simple prepositions of time 	<ul style="list-style-type: none"> sh, s Sharon sells shoes on Saturdays. 	<ul style="list-style-type: none"> A project about your favourite day
Troll Tales! Episode 6 (p. 98) Go Green! 6 (p. 99)		Our World (p. 100)  Checkpoint 6 (p. 101)		


My World! (pp. 102-109) 

Mother's Day! (pp. 112-113)

Happy New Year! (pp. 110-111)

Our School (pp. 114-119)





*Join the magic now,
Come with me
to Fairyland!*





1



Listen and read. Then take roles and act out.



2 **Think** Who are they? Look, read and write their names in your notebook.



3 **Talk with your friend.**

Hi, I'm Lee.
What's your name?
I'm ... = I **am** ...
What's ... = What **is** ...

Hi, I'm Jack.
What's your name?

Nia.

How do you spell it?

N - I - A

4 **Let's Play!**

Hi, Lee.
I'm Mona.

Hi, Mona. Nice to meet you!



Fairy Files!

my Magic Name

1



  **Listen and read. Then take roles and act out.**





2 Think Read and choose. Write **a** or **b** in your notebook.


1 Lee is ...
a seven.

b ten.

2 Mona is ...
a nine.

b ten.

3 Look and say.



Who's that? = Who **is** that?
That's Alvin. = That **is** Alvin.

**4 Match in your notebook.
Then point and say.**



5 Let's play!





Colours!



red



yellow

1



Listen and point.



Hello purple, hello blue,
Red for me and green for you!
Hello orange, yellow, too,
Red for me and green for you!

Goodbye purple, goodbye blue,
Red for me and green for you!
Goodbye orange, yellow, too,
Red for me and green for you!



Now sing along!



Look, point and say
the colours.





blue




green



orange



purple



black



white



3 Read and write in your notebook.

Hi! My name's

1) M . I'm

2) n years old.

This is my dog, Missy.

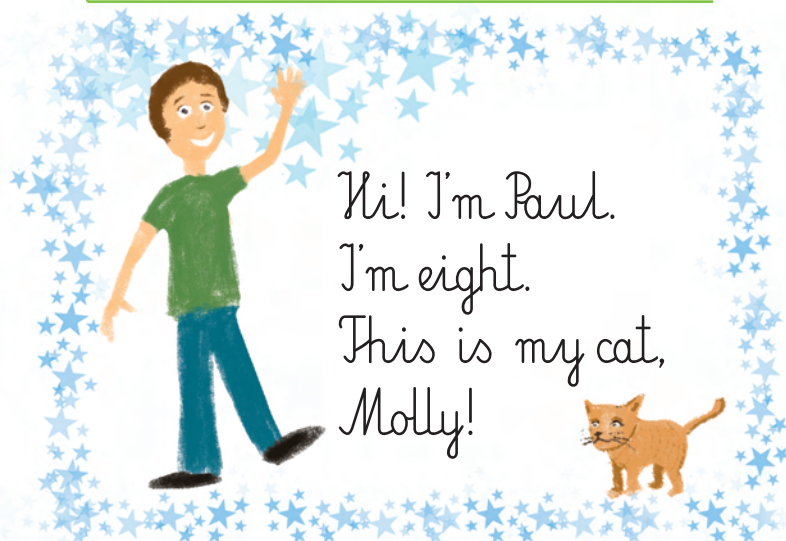
Missy is 3) b

and white.

I love my dog!



4 Portfolio: Make a project. Present it to the class.



Hi! I'm Paul.
I'm eight.
This is my cat,
Molly!

5 Listen and say. Then read.



My name is Jane and this is Dave.



1



Listen and read. Then take roles and act out.



2



Think Read and choose. Write A or B in your notebook.

1 It's an aeroplane.

A Harry

B Erlina

2 No, it's a pen.

A Harry

B Alvin

3 And what's that?

A Erlina

B Alvin



pencil case



pencil



rubber



book



schoolbag



desk



aeroplane

3 Write **a** or **an** in your notebook.



a school



? umbrella



? orange



? schoolbag

• What's **this**?

It's **a** pencil.



• What's **that**?

It's **an** aeroplane.



4 Look, ask and answer. Then write in your notebook.

1 What's **this**?

It's **a pencil case**.



3 What's **?** ?

It's **?** .



2 What's **?** ?

It's **?** .

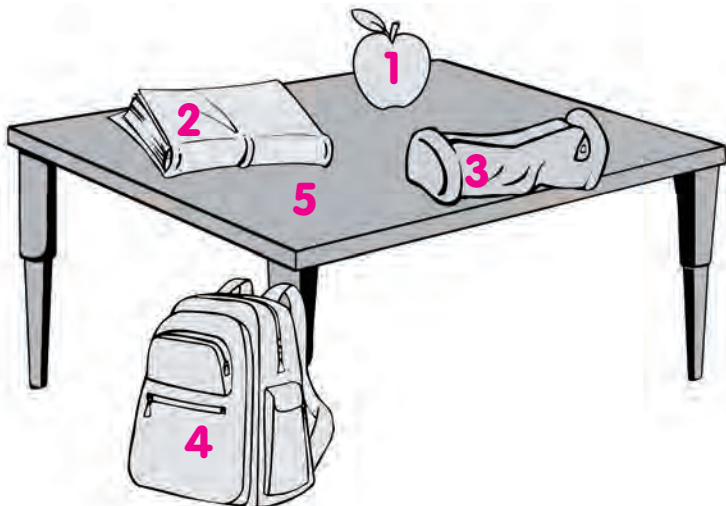


4 What's **?** ?

It's **?** .



5 Listen and write the colours in your notebook.



6 Let's play!





teacher

1 Listen and read. Then take roles and act out.

1 Look at Mona's pencils!

They're so funny! Ha, ha!

Oh, no! Look at Harry's pencil case!

2

Good morning!

3 Good morning, Miss Dee!

Harry! What's this?

4 It's a pen, Miss!

5 It's a magic pen, Miss! Look!

2 Think Read again, choose and write in your notebook.

1 Look at Mona's **pens/pencils**!

2 Look at Harry's **books/pencil case**!




classroom



notebook



sharpener



ruler




board




chair

3 Count. Say. Write in your notebook.

1 two **notebooks**



2 three



3 four



4 five



pencil



pencils



Look at Mona's pencil.

It's so funny!

Look at Mona's pencils.

They're so funny!

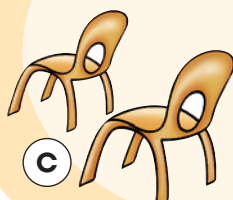


4 Talk with your friend.

1 **A:** Look at Alvin's hats!

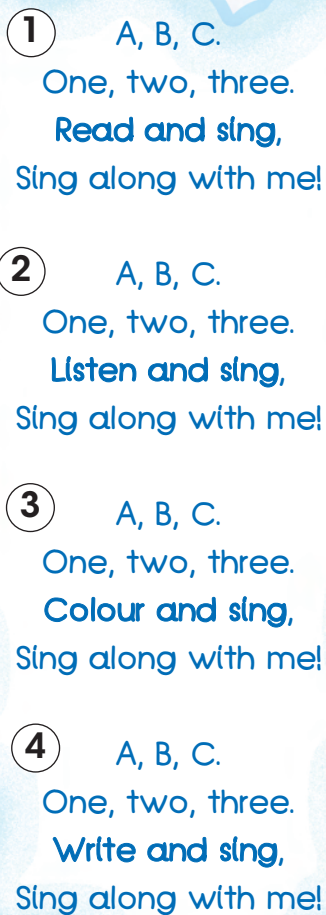
B: They're so funny!



5 Listen and number in your notebook.




 Listen and match in your notebook.



 **Now sing and do!**



Simon says, "Listen!"





listen



write



open your book



sing



stand up



sit down



be quiet



3 Read and answer.

★ What is Julia's favourite colour?



Look at my favourite things!



This is my schoolbag.
It's red.



This is my red
pencil case.

This is my notebook.
It's red, too!



Red is my favourite colour!

4 Portfolio: Make a project. Present it to the class.

5 Listen and say. Then read.



This is my pencil case.
It's blue. Blue is my
favourite colour!



Look! A red fox in a blue box.



Troll Tales!



Episode 1: Listen and read.



Go Green! 1

This is my tree!



1



Look at the pictures. Now copy and draw your own apple tree in your notebook.



leaves



apples



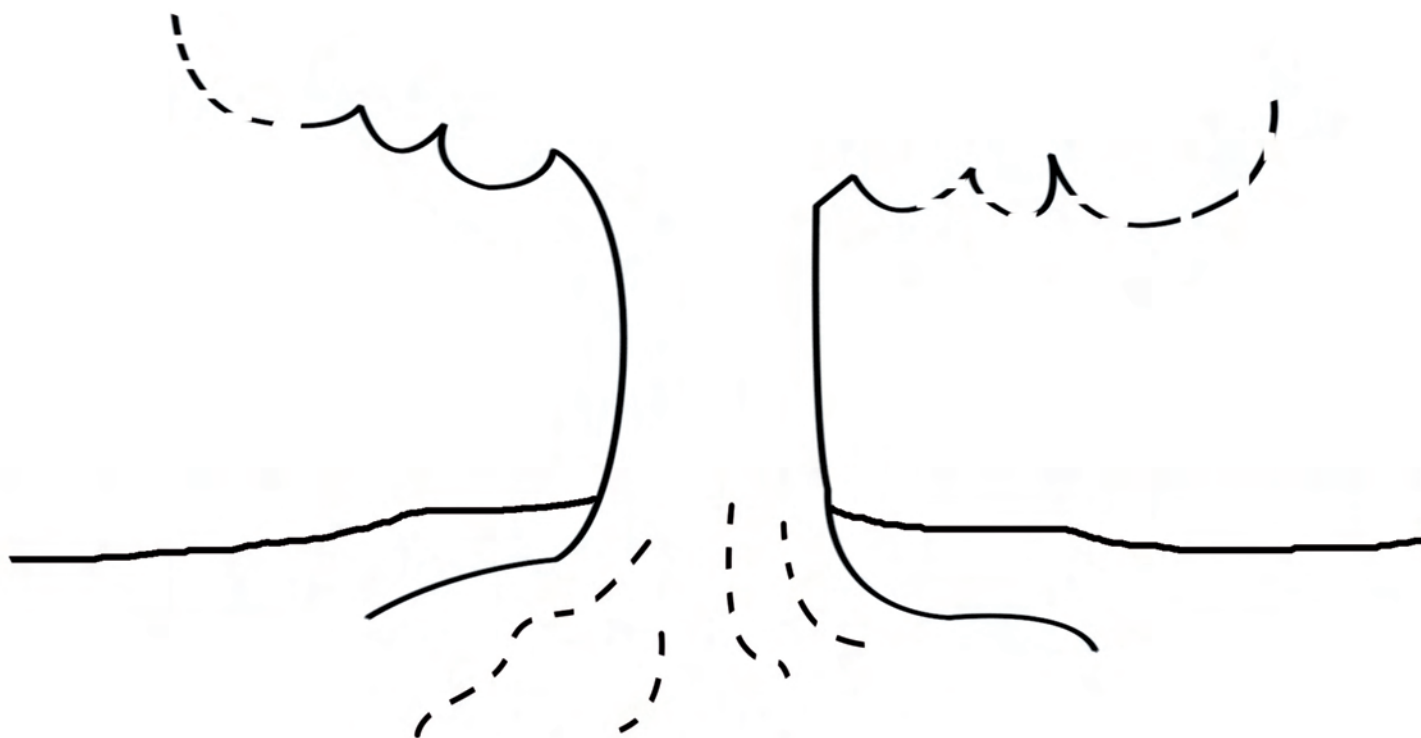
branches



roots



trunk



ICT CLUB: Find or draw a picture of your own fruit tree. Make a project. Present it to the class.

Hello!
My name is Lucas.
I am 8 years old. I'm from
Germany. My flag is black,
red and yellow.



Hi!
My name's
Jennifer. I'm 9
years old. I'm from
the UK. My flag is
red, white and
blue.



Hello!
I'm Jane and I'm 7.
I'm from Canada.
My flag is red and
white.



1 Look, read and
match in your notebook.

NAME

AGE

FLAG

1 Lucas

9

black, red and yellow

2 Jennifer

7

red and white


3 Jane

8

red, white and blue

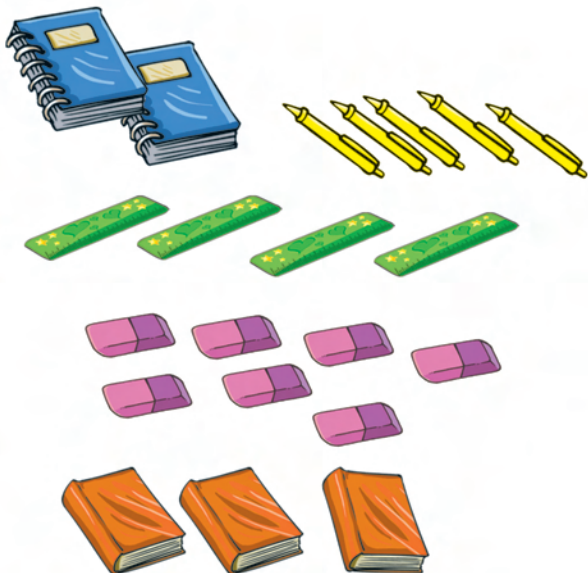
★ **Portfolio:** Write a short text about yourself (name, age, country, flag). Make a project. Present it to the class. 

1 Read and write **this** or **that** in your notebook.



2 Count and write in your notebook.

- 0 **two** blue notebooks
- 1 **?** yellow pens
- 2 **?** purple rubbers
- 3 **?** green rulers
- 4 **?** orange books



3 Read and choose. Write **a** or **b** in your notebook.

- 1 **A:** Is that Harry's pencil case?
B: a) No, it's Lee.
b) No, it's Lee's.
- 2 **A:** How old are you?
B: a) I'm ten.
b) I'm Alvin.
- 3 **A:** What's your name?
B: a) I'm blue.
b) I'm Adam.
- 4 **A:** Who's that?
B: a) That's great.
b) That's Mona.

Now I can

- introduce myself and greet others
- count from 1-10
- say the colours
- talk about my school things

in English